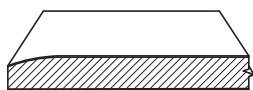



## 1-Piece MDF Door Designs


**Corsica**
*matching drawer front available*


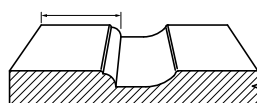
3" x 3"

Max: 48" x 96"


**Slab**
*matching drawer front available*


1-1/4" x 1-1/4"

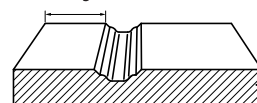
Max: 48" x 96"


**10RC**
*matching drawer front available*


7-5/8" x 7-5/8"

Max: 48" x 96"

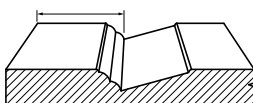
2-5/16" framing


**10RC2**
*matching drawer front available*


5-7/8" x 5-7/8"

Max: 48" x 96"

1-3/4" framing

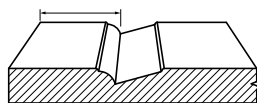

**10SQ1**


8-1/2" x 8-1/2"

Max: 48" x 96"

(single panel only)

2-1/2" framing


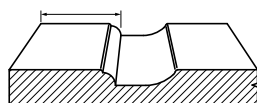

**10SQ2**
*matching drawer front available*


7-7/8" x 7-7/8"

Max: 48" x 96"

(single panel only)

2-5/16" framing


**10SQ3**
*matching drawer front available*


7-7/8" x 7-7/8"

Max: 48" x 96"

2-5/16" framing

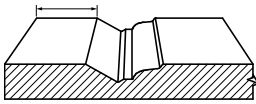
Framing width listed is determined by measuring between the points indicated on the top edge of the cross section drawings. Note that the 10RC2 includes only the face of the framing. All MDF products utilize TSCA/CARB2 compliant materials.

## Offering And Availability

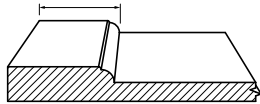
All Conestoga products are available in a wide variety of specifications to satisfy your custom needs. The information below indicates any exceptions or limitations pertaining to the designs on the previous page. For a detailed listing of a particular product specification, refer to the page indicated.

Material	
Material Pricing Guide	Corsica – 3/4" MDF only. All other designs – 3/4" and 1" MDF. <b>Note:</b> There is a maximum of 7 square feet for products made with 1" thick MDF. Any 1" MDF product exceeding 7 square feet will be processed through Special Designs and incur additional fees due to labor charges to safely handle these heavy items.
Edge Profiles	
pg 7.1	Corsica – design specific, no options available. All other designs – B-2, C-2, H-2, L-059 L-149, L-253, L-382, L-686, L-803, L-1160, LC-2, Machine Edge, PRS-2 and V-2 available in 3/4" and 1". L-034 – available in 3/4" only.
Framing Beads	
	All designs – design specific, no options available.
Panel Raises	
pg 7.2A	All profiles are design specific, no options. The 10RC and 10RC2 doors are radiused on the inside corners of the framing. The 10SQ1, 10SQ2 and 10SQ3 are square on the inside corners of the framing. MDF products greater than 26" wide or 48" high will be made with two equal panels, unless otherwise specified by the customer, except the 10SQ1 and 10SQ2 designs which are available in single panel only.
Finishing	
pgs 8.1-8.18	All available with Colourtones, primers and Prism Paints.
Options	
pgs 7.3-7.15	All designs – back-routed hand pull, distressing levels 1 and 2, sample ID label, seal coat, concealed hinge boring and Soss hinge rout only. Concealed hinge boring Pattern B not available with 10RC2.
Mullions/Frame Only	
pg 6.1-6.3	All designs - available in frame only and mullions except Slab. Standard lite mullion configurations available with Corsica, 10RC, 10RC2 and 10SQ3. Mullions not available with Slab, 10SQ1 and 10SQ2.
Matching/Complementary Drawer Fronts	
pgs 5.6-5.7	All available except 10SQ1.

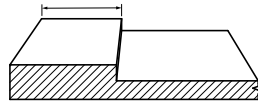
## 1-Piece MDF Door Designs


**10SQ5**
*matching drawer front available*



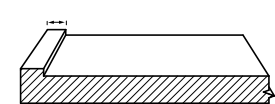
7-5/8" x 7-5/8"  
Max: 48" x 96"  
1-3/4" framing


**10SQF1**
*matching drawer front available*



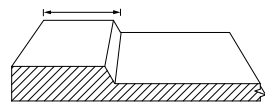
7-1/4" x 7-1/4"  
Max: 42" x 96"  
2-5/16" framing  
Regular Bead


**10SQF2**
*matching drawer front available*



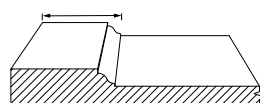
7-1/4" x 7-1/4"  
Max: 42" x 96"  
2-5/16" framing  
Square Bead


**10SQF3**


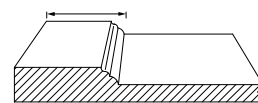
3-5/8" x 3-5/8"  
Max: 48" x 96"  
Inside corners have a  
1/16" radius  
1/2" framing  
Square Bead


**10SQF4**



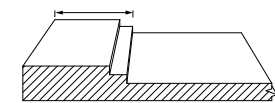
7" x 7"  
Max: 48" x 96"  
2-5/16" framing  
F-1223 Bead


**10SQF5**


7-1/4" x 7-1/4"  
Max: 48" x 96"  
2-5/16" framing  
Ogee Bead


**10SQF6**


7-1/4" x 7-1/4"  
Max: 48" x 96"  
2-5/16" framing  
F-877 Bead


**10SQF7**


7" x 7"  
Max: 48" x 96"  
Inside corners have a  
1/16" radius  
2-5/16" framing  
Double Step  
Square Bead

Framing width listed is determined by measuring between the points indicated on the top edge of the cross section drawings. Note that the 10SQ5 includes only the face of the framing. All MDF products utilize TSCA/CARB2 compliant materials.

## Offering And Availability

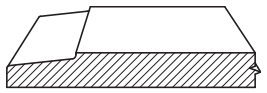
All Conestoga products are available in a wide variety of specifications to satisfy your custom needs. The information below indicates any exceptions or limitations pertaining to the designs on the previous page. For a detailed listing of a particular product specification, refer to the page indicated.

Material	
Material Pricing Guide	10SQF1, 10SQF2, 10SQF3, 10SQF4, 10SQF5, 10SQF6 and 10SQF7 – 1SGP (One Side Glueable Paintable) 3/4" MDF only. 10SQ5 – 3/4" and 1" MDF.  <b>Note:</b> There is a maximum of 7 square feet for products made with 1" thick MDF. Any 1" thick MDF product exceeding 7 square feet will be processed through Special Designs and incur additional fees due to labor charges to safely handle these heavy items.
Edge Profiles	
pg 7.1	10SQF5 - B-2, C-2, H-2, L-059, L-149, L-253, L-382, L-686, L-803, L-1160, LC-2, Machine Edge, PRS-2 and V-2 available in 3/4" and 1", L-034 – available in 3/4" only. 10SQF3 - B-2, C-2, L-034, L-059, L-149, L-253, L-382, L-686, L-803, L-1160, LC-2, Machine Edge, PRS-2 and V-2. All other designs - B-2, C-2, H-2, L-034, L-059, L-149, L-253, L-382, L-686, L-803, L-1160, LC-2, Machine Edge, PRS-2 and V-2.
Framing Beads	
	All designs – design specific, no options available.
Panel Raises	
pg 7.2A	All designs – design specific, no options available. 10SQ5, 10SQF1, 10SQF2 10SQF4, 10SQF5 and 10SQF6 are square on the interior corners of the framing. The 10SQF3 and 10SQF7 interior corners have a 1/16" radius. MDF products greater than 26" wide or 48" high will be made with two equal panels, unless otherwise specified by the customer.
Finishing	
pgs 8.1-8.16	All available with Colourtones, primers and Prism Paints.
Options	
pgs 7.3-7.15	All designs – back-routed hand pull, distressing levels 1 and 2, sample ID label, seal coat, concealed hinge boring only. Concealed hinge boring Pattern B not available with 10SQ5. Soss hinge rout available on all designs except 10SQF3.
Mullions/Frame Only	
pgs 6.1-6.3	10SQF3 – frame only doors available; mullions not available. All other designs - available in frame only and mullions.
Matching/Complementary Drawer Fronts	
pg 5.6-5.9	All available.

## 1-Piece MDF Drawer Fronts



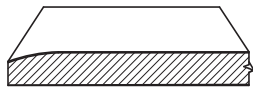
#10



3" x 3"



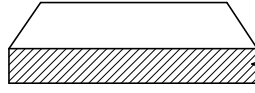
Corsica



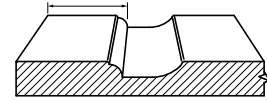
3" x 3"



Slab


7.50-A  
1-1/4" x 1-1/4"

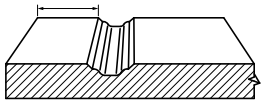

10RC



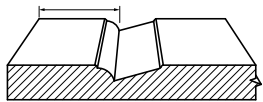
7-5/8" x 6"



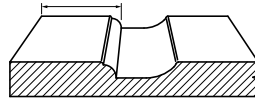
10RC2


1" rails  
1-3/4" stiles

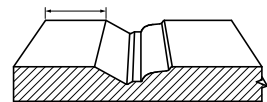

10SQ2


7-7/8" x 5-3/4"  
2-5/16" stiles

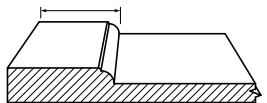

10SQ3


7-7/8" x 5-3/4"  
1-1/4" rails  
2-5/16" stiles

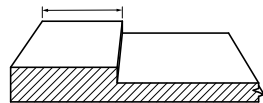

10SQ5


7-5/8" x 6"  
3/4" rails  
1-3/4" stiles


10SQF1


7-1/4" x 5"  
1-3/16" rails  
2-5/16" stiles  
Regular Bead


10SQF2


7-1/4" x 5"  
1-3/16" rails  
2-5/16" stiles  
Square Bead


Framing width listed is determined by measuring between the points indicated on the top edge of the cross section drawings. Note that the 10RC2 and 10SQ5 include only the face of the framing. All MDF products utilize TSCA/CARB2 compliant materials.

## Offering And Availability


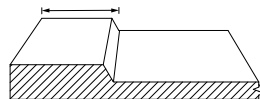
All Conestoga products are available in a wide variety of specifications to satisfy your custom needs. The information below indicates any exceptions or limitations pertaining to the designs on the previous page. For a detailed listing of a particular product specification, refer to the page indicated.

Material	
Material Pricing Guide	<p>10SQF1 and 10SQF2 – 3/4" 1SGP (One Side Glueable Paintable) MDF only. Corsica – 3/4" MDF only. All other designs – 3/4" and 1" MDF.</p> <p><b>Note:</b> There is a maximum of 7 square feet for products made with 1" thick MDF. Any 1" thick MDF product exceeding 7 square feet will be processed through Special Designs and incur additional fees due to labor charges to safely handle these heavy items.</p>
Edge Profiles	
pg 7.1	<p>Corsica – design specific, no options available. 3/4" #10 – B-2, C-2, H-2, L-059, L-149, L-253, L-382, L-686, L-803, L-1160, LC-2, Machine Edge, PRS-2 and V-2 profiles only.</p> <p>All other 3/4" designs – B-2, C-2, H-2, L-034, L-059 L-149, L-253, L-382, L-686, L-803, L-1160, LC-2, Machine Edge, PRS-2 and V-2 profiles only.</p> <p>All 1" designs – B-2, C-2, H-2, L-059, L-149, L-253, L-382, L-686, L-803, L-1160, LC-2, Machine Edge, PRS-2 and V-2 profiles only.</p>
Framing Beads	
	All designs – design specific, no options available.
Panel Raises	
pg 7.2A	All designs – design specific, no options available. 10RC and 10RC2 are radiused on the interior corners of the framing. 10SQ2, 10SQ3, 10SQ5, 10SQF1 and 10SQF2 have square interior corners of the framing.
Finishing	
pgs 8.1-8.16	All available with Colourtones, primers and Prism Paints.
Options	
pgs 7.3-7.15	All designs – back-routed hand pull, distressing levels 1 and 2, sample ID label and seal coat.

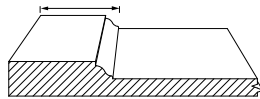
## 1-Piece MDF Drawer Fronts


**10SQF3**

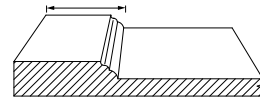

3-5/8" x 3-5/8"  
 1/2" rails  
 1/2" stiles  
 Square Bead  
 Inside corners have a  
 1/16" radius


**10SQF4**


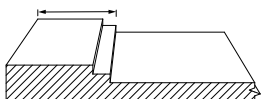
7" x 5"  
 1-1/4" rails  
 2-5/16" stiles  
 F-1223 Bead


**10SQF5**


7-1/4" x 5"  
 1-1/4" rails  
 2-5/16" stiles  
 Ogee Bead


**10SQF6**


7-1/4" x 5"  
 1-1/4" rails  
 2-5/16" stiles  
 F-877 Bead


**10SQF7**


7" x 5"  
 1-1/4" rails  
 2-5/16" stiles  
 Double Step  
 Square Bead  
 Inside corners have a  
 1/16" radius

Framing width listed is determined by measuring between the points indicated on the top edge of the cross section drawings. All MDF products utilize TSCA/CARB2 compliant materials.

## Offering And Availability

All Conestoga products are available in a wide variety of specifications to satisfy your custom needs. The information below indicates any exceptions or limitations pertaining to the designs on the previous page. For a detailed listing of a particular product specification, refer to the page indicated.

Material	
Material Pricing Guide	All designs – 3/4" 1SGP (One Side Glueable Paintable) MDF only.
Edge Profiles	
pg 7.1	All designs except 10SQF3 – B-2, C-2, H-2, L-034, L-059, L-149, L-253, L-382, L-686, L-803, L-1160, LC-2, Machine Edge, PRS-2 and V-2. 10SQF3 – B-2, C-2, L-034, L-059, L-149, L-253, L-382, L-686, L-803, L-1160, LC-2, Machine Edge, PRS-2 and V-2.
Framing Beads	
pg 7.2	All designs – design specific, no options available. 10SQF7 - Step is 3/16" deep x 3/8" wide.
Panel Raises	
pg 7.2A	All designs – design specific, no options available. 10SQF3 and 10SQF7 – interior corners have a 1/16" radius. All other designs have square inside corners.
Finishing	
pgs 8.1-8.16	All available with Colourtones, primers and Prism Paints.
Options	
pgs 7.3-7.15	All designs – back-routed hand pull, distressing levels 1 and 2, sample ID label and seal coat.


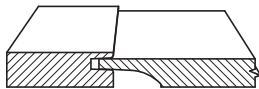


## 5-Piece MDF Doors – Mortise & Tenon Designs


**Albany**
*matching drawer front available*


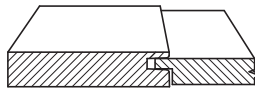

7" x 6-3/4"

2-1/4" framing

 3/8" Reverse G-Cove  
raise shown

**Amesbury**
*matching drawer front available*


7-1/2" x 7-1/2"


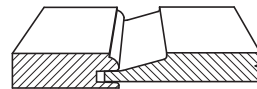
2-1/4" framing

 5/8" Reverse G-Cove  
raise shown

**Cortland**
*matching drawer front available*


9-3/8" x 7-7/8"

3-1/2" framing

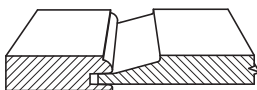
5/8" MDF Panel


**CRP-10**
*matching drawer front available*


7-1/2" x 7-1/2"

2-1/4" framing

Slant raise shown


**CRP-30**


8-1/4" x 8-1/2"

2-1/4" framing

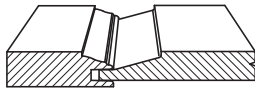
Slant raise shown


**Franklin**
*matching drawer front available*


8-7/8" x 8-7/8"

2-3/4" framing

P-008 raise shown


**Monarch Square**
*matching drawer front available*


7-1/2" x 7-1/2"

2-1/4" framing

Slant raise shown

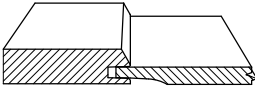
Minimums listed are based on panel raise shown and will vary by raise; see Offering and Availability for additional options. Framing width listed is determined by measuring across the back of the framing unless otherwise noted. All MDF products utilize TSCA/CARB2 compliant materials.

## Offering And Availability

All Conestoga products are available in a wide variety of specifications to satisfy your custom needs. The information below indicates any exceptions or limitations pertaining to the designs on the previous page. For a detailed listing of a particular product specification, refer to the page indicated.

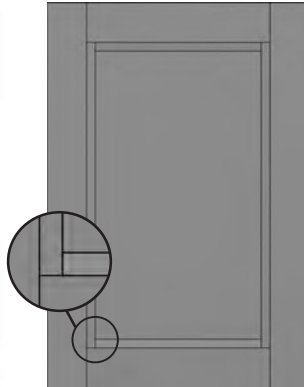
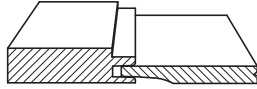
Material	
Material Pricing Guide	CRP-10 and CRP-30 – 3/4" and 1" MDF. All other designs – 3/4" MDF only.
Edge Profiles	
pg 7.1	All 3/4" designs – B-2, C-2, H-2, L-034, L-059, L-149, L-253, L-382, L-686, L-803, L-1160, LC-2, Machine Edge, PRS-2 and V-2 profiles only.  1" CRP-10 and 1" CRP-30 – B-2, C-2, H-2, L-059, L-149, L-253, L-382, L-686, L-803, L-1160, LC-2, Machine Edge, PRS-2 and V-2 profiles only.
Framing Beads	
pg 7.2	3/4" designs: CRP-10, CRP-30 and Franklin – all published 3/4" profiles available. 1" designs: CRP-10 and CRP-30 – Regular, Ogee and Square only. All other designs – design specific, no options available.
Panel Raises	
pg 7.2A	3/4" designs: CRP-10, CRP-30 and Franklin and Monarch Square – all published 3/4" profiles available except P-106. All other designs – design specific, no options available. 1" designs: CRP-10 and CRP-30 – Slant, G-Cove, M-Bead, P-008, P-057 and Reverse G-Cove only.
Finishing	
pgs 8.1-8.18	All available with Colourtones, primers and Prism Paints.
Options	
pgs 7.3-7.15	All designs – back-routed hand pull, concealed hinge boring, distressing levels 1 and 2, sample ID label, seal coat, framing cut down, G-012, G-015 and G-056 panel grooves, putty pin holes and Soss hinge rout only.
Mullions/Frame Only	
pgs 6.1-6.13	All designs – available in mullions and frame only. When ordering Amesbury or Cortland mullions, order as CRP-10 mullion with Square bead framing and Square bead mullion strips. Monarch Square mullions incur special lite charge.  <b>Note:</b> Paint Grade Hard Maple material used for mullion lite strips and #52, #906 and #907 glass retainer mouldings.
Matching/Complementary Drawer Fronts	
pgs 5.6-5.7, 5.16-5.17	Available for Albany, Amesbury, Cortland, CRP-10, Franklin and Monarch Square.

## 5-Piece MDF Doors – Mortise & Tenon Designs


**Monroe**
*matching drawer front available*



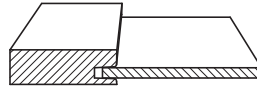
9" x 9"

2-3/4" framing

 Reverse G-Cove  
raise shown

**Savannah**
*matching drawer front available*


7-7/8" x 7-5/8"


2-3/4" framing

 3/8" Reverse G-Cove  
raise shown

**Stockbridge**
*matching drawer front available*


7" x 5"

2-1/4" framing


1/4" MDF Panel


**TW-10**
*matching drawer front available*


7" x 5"

2-1/4" framing

1/4" MDF Panel


**TW-1038**
*matching drawer front available*


7" x 6-1/2"

2-1/4" framing

3/8" MDF Panel


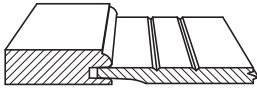
Minimums listed are based on panel raise shown and will vary by raise; see Offering and Availability for additional options. Framing width listed is determined by measuring across the back of the framing unless otherwise noted. All MDF products utilize TSCA/CARB2 compliant materials.

## Offering And Availability

All Conestoga products are available in a wide variety of specifications to satisfy your custom needs. The information below indicates any exceptions or limitations pertaining to the designs on the previous page. For a detailed listing of a particular product specification, refer to the page indicated.

Material	
Material Pricing Guide	All designs – 3/4" MDF only.
Edge Profiles	
pg 7.1	All designs – B-2, C-2, H-2, L-034, L-059, L-149, L-253, L-382, L-686, L-803, L-1160, LC-2, Machine Edge, PRS-2 and V-2 available in 3/4" profiles only.
Framing Beads	
pg 7.2	Monroe, TW-10 and TW-1038 - all 3/4" profiles available. Savannah and Stockbridge – design specific, no options available.
Panel Raises	
pg 7.2A	Monroe and Savannah – all 3/4" profiles available except P-106. All other designs – design specific, no options available.
Finishing	
pgs 8.1-8.18	All available with Colourtones, primers and Prism Paints.
Options	
pgs 7.3-7.15	All designs – back-routed hand pull, concealed hinge boring, distressing levels 1 and 2, sample ID label, seal coat, framing cut-down, putty pin holes and Soss hinge rout only.
Mullions/Frame Only	
pgs 6.1-6.13	All designs – available in mullions and frame only.  <b>Note:</b> Paint Grade Hard Maple material used for mullion lite strips and #52, #906 and #907 glass retainer mouldings.
Matching/Complementary Drawer Fronts	
pgs 5.6-5.7, 5.16-5.17	All available.



## 5-Piece MDF Doors – Mortise & Tenon Designs


**Ardmore**
*matching drawer front available*


7" x 6-3/4"

2-1/4" framing


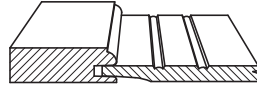
 3/8" Reverse G-Cove  
raise shown

 G-015 rout  
1-1/2" spacing

**Lafayette**
*matching drawer front available*


7-7/8" x 7-5/8"

2-3/4" framing

 3/8" Reverse G-Cove  
raise shown

 G-056 rout  
1-1/2" spacing

**Yardley**
*matching drawer front available*


7" x 6-3/4"

2-1/4" framing

 3/8" Reverse G-Cove  
raise shown

 G-012 rout  
1-1/2" spacing

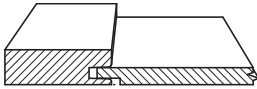
Minimums listed are based on panel raise shown and will vary by raise; see Offering and Availability for additional options. Framing width listed is determined by measuring across the back of the framing unless otherwise noted. All MDF products utilize TSCA/CARB2 compliant materials.

## Offering And Availability

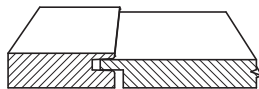
All Conestoga products are available in a wide variety of specifications to satisfy your custom needs. The information below indicates any exceptions or limitations pertaining to the designs on the previous page. For a detailed listing of a particular product specification, refer to the page indicated.

Material	
Material Pricing Guide	All designs – 3/4" MDF only.
Edge Profiles	
pg 7.1	All designs – B-2, C-2, H-2, L-034, L-059, L-149, L-253, L-382, L-686, L-803, L-1160, LC-2, Machine Edge, PRS-2 and V-2 available in 3/4" profiles only.
Framing Beads	
pg 7.2	Ardmore, Lafayette and Yardley - all 3/4" profiles available.
Panel Raises	
pg 7.2A	All designs – design specific, no options available.
Finishing	
pgs 8.1-8.18	All available with Colourtones, primers and Prism Paints.
Options	
pgs 7.3-7.15	All designs – back-routed hand pull, concealed hinge boring, distressing levels 1 and 2, sample ID label, seal coat, framing cut-down, putty pin holes and Soss hinge rout only.
Mullions/Frame Only	
pgs 6.1-6.13	All designs – available in mullions and frame only. <b>Note:</b> Paint Grade Hard Maple material used for mullion lite strips and #52, #906 and #907 glass retainer mouldings.
Matching/Complementary Drawer Fronts	
pgs 5.6-5.7, 5.18-5.19	All available.

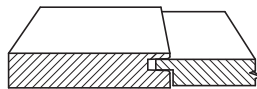
## 5-Piece MDF Drawer Fronts – Mortise & Tenon Designs


**Albany**


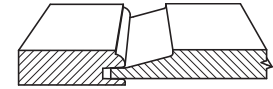
7" x 3-7/8"  
1-1/2" rails  
2-1/4" stiles  
P-057 raise shown


**Amesbury**


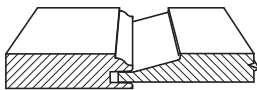
7" x 4-1/4"  
1-1/2" rails  
2-1/4" stiles  
P-259 raise shown


**Cortland**


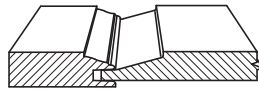
9-3/8" x 3-7/8"  
1-1/2" rails  
3-1/2" stiles  
5/8" MDF Panel


**CRP-10**


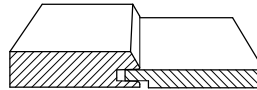
7-1/2" x 5-3/4"  
1-1/2" rails  
2-1/4" stiles  
Slant raise shown


**Franklin**


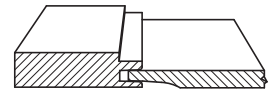
8-3/8" x 5-7/8"  
1-1/2" rails  
2-3/4" stiles  
Slant raise shown


**Monarch Square**



7-1/2" x 5-3/4"  
1-1/2" rails  
2-1/4" stiles  
Slant raise shown


**Monroe**




8-3/8" x 5-7/8"  
1-1/2" rails  
2-3/4" stiles  
P-057 raise shown


**Savannah**


7-7/8" x 5-1/8"  
1-1/2" rails  
2-3/4" stiles  
3/8" Reverse G-Cove  
raise shown


**Stockbridge**


7" x 3-3/8"  
1-1/2" rails  
2-1/4" stiles  
1/4" MDF Panel


**TW-10**


7" x 3-3/8"  
1-1/2" rails  
2-1/4" stiles  
1/4" MDF panel


**TW-1038**


7" x 4"  
1-1/2" rails  
2-1/4" stiles  
3/8" MDF panel

Minimums listed are based on panel raise shown and will vary by raise; see Offering and Availability for additional options. Framing width listed is determined by measuring across the back of the framing unless otherwise noted. All MDF products utilize TSCA/CARB2 compliant materials.


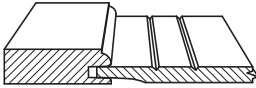
## Offering And Availability

All Conestoga products are available in a wide variety of specifications to satisfy your custom needs. The information below indicates any exceptions or limitations pertaining to the designs on the previous page. For a detailed listing of a particular product specification, refer to the page indicated.


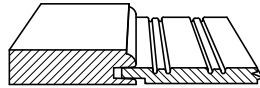
Material	
Material Pricing Guide	All designs – 3/4" MDF only.
Edge Profiles	
pg 7.1	All designs – B-2, C-2, H-2, L-034, L-059, L-149, L-253, L-382, L-686, L-803, L-1160, LC-2, Machine Edge, PRS-2 and V-2 available in 3/4" profiles only.
Framing Beads	
pg 7.2	CRP-10, Franklin, Monroe, TW-10 and TW-1038 – all 3/4" profiles available. Albany, Amesbury, Cortland, Monarch Square, Savannah and Stockbridge – design specific, no options available.
Panel Raises	
pg 7.2A	Albany, Amesbury, Cortland, Monroe, Stockbridge, TW-10 and TW-1038 – design specific, no options available. CRP-10, Franklin, Monarch Square and Savannah – all 3/4" profiles available except P-106.
Finishing	
pgs 8.1-8.18	All available with Colourtones, primers and Prism Paints.
Options	
pgs 7.3-7.15	All designs – back-routed hand pull, distressing levels 1 and 2, sample ID label, seal coat, G-012, G-015 and G-056 panel grooves and putty pin holes only.




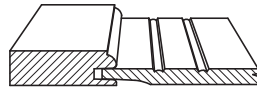
## 5-Piece MDF Drawer Fronts – Mortise & Tenon Designs


**Ardmore**


7" x 5-1/8"  
 1-1/2" rails  
 2-1/4" stiles  
 3/8" Reverse G-Cove  
 raise shown  
 G-015 rout  
 1-1/2" spacing


**Lafayette**


7-7/8" x 3-7/8"  
 1-1/2" rails  
 2-3/4" stiles  
 P-057 raise shown  
 G-056 rout  
 1-1/2" spacing


**Yardley**


7" x 5-1/8"  
 1-1/2" rails  
 2-1/4" stiles  
 3/8" Reverse G-Cove  
 raise shown  
 G-012 rout  
 1-1/2" spacing


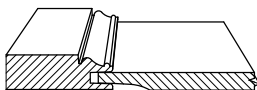
Minimums listed are based on panel raise shown and will vary by raise; see Offering and Availability for additional options. Framing width listed is determined by measuring across the back of the framing unless otherwise noted. All MDF products utilize TSCA/CARB2 compliant materials.

## Offering And Availability

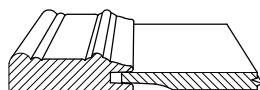
All Conestoga products are available in a wide variety of specifications to satisfy your custom needs. The information below indicates any exceptions or limitations pertaining to the designs on the previous page. For a detailed listing of a particular product specification, refer to the page indicated.

Material	
Material Pricing Guide	All designs – 3/4" MDF only.
Edge Profiles	
pg 7.1	All designs – B-2, C-2, H-2, L-034, L-059, L-149, L-253, L-382, L-686, L-803, L-1160, LC-2, Machine Edge, PRS-2 and V-2 available in 3/4" profiles only.
Framing Beads	
pg 7.2	Ardmore, Lafayette and Yardley – all 3/4" profiles available.
Panel Raises	
pg 7.2A	All designs – design specific, no options available.
Finishing	
pgs 8.1-8.18	All available with Colourtones, primers and Prism Paints.
Options	
pgs 7.3-7.15	All designs – back-routed hand pull, distressing, sample ID label, seal coat and putty pin holes only.

## 5-Piece MDF Doors – Miter Designs


**CRP-1389**
*matching drawer front available*




7-1/2" x 7-1/2"  
2-5/16" framing  
Reverse G-Cove  
raise shown


**CRP-1420**
*matching drawer front available*



8-1/4" x 8-1/4"  
2-11/16" framing  
Reverse G-Cove  
raise shown


**CRP-10533**
*matching drawer front available*


7-1/2" x 7-1/2"  
2-5/16" framing  
Slant raise shown


**CRP-10751**
*matching drawer front available*


7-1/2" x 7-1/2"  
2-5/16" framing  
Slant raise shown


**CRP-10827**
*matching drawer front available*


7-1/2" x 7-1/2"  
2-5/16" framing  
Slant raise shown


**CRP-10875**
*matching drawer front available*


8-5/8" x 8-5/8"  
2-7/8" framing  
Slant raise shown

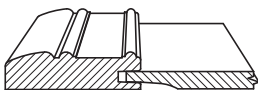
Due to construction complexity, all multiple panel miter doors will include an additional charge per middle and upright rail plus the per-panel Design Charge. Minimums listed are based on panel raise shown and will vary by raise; see Offering and Availability for additional options. Framing width listed is determined by measuring across the back of the framing unless otherwise noted. All MDF products utilize TSCA/CARB2 compliant materials.

## Offering And Availability

All Conestoga products are available in a wide variety of specifications to satisfy your custom needs. The information below indicates any exceptions or limitations pertaining to the designs on the previous page. For a detailed listing of a particular product specification, refer to the page indicated.

Material	
Material Pricing Guide	All designs – 3/4" MDF only.
Edge Profiles	
pg 7.1	CRP-10533 and CRP-10751 – B-2, C-2, H-2, L-034, L-059, L-149, L-253, L-382, L-686, L-803, L-1160, LC-2, Machine Edge, PRS-2 and V-2 available in 3/4" profiles only. All other designs – design specific, no options available.
Framing Beads	
pg 7.2	All designs – design specific, no options available.
Panel Raises	
pg 7.2A	All 3/4" profiles available except P-106.
Finishing	
pgs 8.1-8.18	All available with Colourtones, primers and Prism Paints.
Options	
pgs 7.3-7.15	All designs – back-routed hand pull, concealed hinge boring, distressing levels 1 and 2, sample ID label, seal coat, G-012, G-015 and G-056 panel grooves and putty pin holes. Soss hinge rout available on all designs except CRP-10827.
Mullions/Frame Only	
pgs 6.1-6.13	All designs – available in mullions and frame only. All mullions incur special lite charges. <b>Note:</b> Paint Grade Hard Maple material used for mullion lite strips and #52, #906 and #907 glass retainer mouldings.
Matching/Complementary Drawer Fronts	
pgs 5.6-5.7, 5.24-5.25	All available.


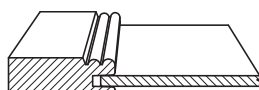
## 5-Piece MDF Doors – Miter Designs


**CRP-10946**
*matching drawer front available*



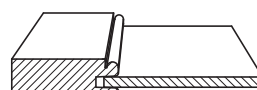
8" x 8"  
2-15/16" framing  
3/8" Reverse G-Cove  
shown


**Presidential Miter**
*matching drawer front available*



7-7/8" x 7-7/8"  
2-1/2" framing  
Presidential raise shown


**TW-10533**
*matching drawer front available*


5" x 5"  
2-5/16" framing  
1/4" MDF Panel


**TW-10751**


5" x 5"  
2-5/16" framing  
1/4" MDF Panel


**TW-10827**
*matching drawer front available*


5" x 5"  
2-5/16" framing  
1/4" MDF Panel

Due to construction complexity, all multiple panel miter doors will include an additional charge per middle and upright rail plus the per-panel Design Charge. Minimums listed are based on panel raise shown and will vary by raise; see Offering and Availability for additional options. Framing width listed is determined by measuring across the back of the framing unless otherwise noted. All MDF products utilize TSCA/CARB2 compliant materials.

## Offering And Availability

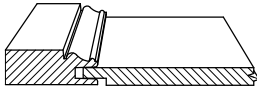
All Conestoga products are available in a wide variety of specifications to satisfy your custom needs. The information below indicates any exceptions or limitations pertaining to the designs on the previous page. For a detailed listing of a particular product specification, refer to the page indicated.

Material	
Material Pricing Guide	All designs – 3/4" MDF only.
Edge Profiles	
pg 7.1	CRP-10946 and TW-10827– design specific, no options available. All other designs – B-2, C-2, H-2, L-034, L-059, L-149, L-253, L-382, L-686, L-803, L-1160, LC-2, Machine Edge, PRS-2 and V-2 available in 3/4" profiles only.
Framing Beads	
pg 7.2	All designs - design specific, no options available.
Panel Raises	
pg 7.2A	CRP-10946 and Presidential Miter – all 3/4" profiles available except P-106. TW-10533, TW-10751 and TW-10827 – design specific, no options available.
Finishing	
pgs 8.1-8.18	All available with Colourtones, primers and Prism Paints.
Options	
pgs 7.3-7.15	CRP-10946 and TW-10827 – back-routed hand pull, concealed hinge boring, distressing levels 1 and 2, sample ID label, seal coat, G-012, G-015 and G-056 panel grooves and putty pin holes only. All other designs – back-routed hand pull, concealed hinge boring, distressing levels 1 and 2, sample ID label, seal coat, G-012, G-015 and G-056 panel grooves, putty pin holes and Soss hinge rout only.
Mullions/Frame Only	
pgs 6.1-6.13	All designs – available in mullions and frame only. CRP-10946, Presidential Miter, TW-10533, TW-10751, TW-10827 mullions incur special lite charges.  <b>Note:</b> Paint Grade Hard Maple material used for mullion lite strips and #52, #906 and #907 glass retainer mouldings
Matching/Complimentary Drawer Fronts	
pgs 5.6-5.7, 5.24-5.25	All available except TW-10751.

## 5-Piece MDF Drawer Fronts – Miter Designs



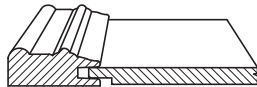
**CRP-1389**



4-7/8" x 4-7/8"  
2" framing  
P-057 raise shown



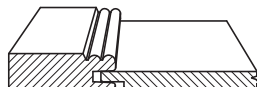
**CRP-1420**



4-7/8" x 4-7/8"  
2" framing  
P-057 raise shown



**CRP-10533**



5-1/2" x 5-1/2"  
2-5/16" framing  
P-057 raise shown



**CRP-10751**



5-1/2" x 5-1/2"  
2-5/16" framing  
P-057 raise shown



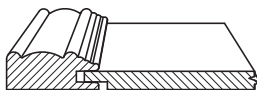
**CRP-10827**



5-1/2" x 5-1/2"  
2-5/16" framing  
P-057 raise shown



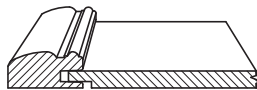
**CRP-10875**




4-7/8" x 4-7/8"  
2" framing  
P-057 raise shown



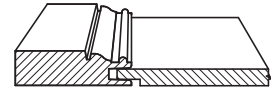
**CRP-10946**



4-7/16" x 4-7/16"  
1-5/8" framing  
P-057 raise shown



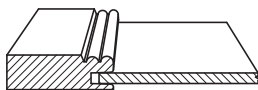
**Presidential Miter**



5-7/8" x 5-7/8"  
2-1/2" framing  
P-057 raise shown



**TW-10533**



5" x 5"  
2-5/16" framing  
1/4" MDF Panel



**TW-10827**



5" x 5"  
2-5/16" framing  
1/4" MDF Panel

Minimums listed are based on panel raise shown and will vary by raise; see Offering and Availability for additional options. Framing width listed is determined by measuring across the back of the framing unless otherwise noted. All MDF products utilize TSCA/CARB2 compliant materials.

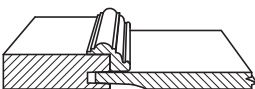
## Offering And Availability

All Conestoga products are available in a wide variety of specifications to satisfy your custom needs. The information below indicates any exceptions or limitations pertaining to the designs on the previous page. For a detailed listing of a particular product specification, refer to the page indicated.


Material	
Material Pricing Guide	All designs – 3/4" MDF only.
Edge Profiles	
pg 7.1	CRP-1389, CRP-10533, CRP-10751, Presidential Miter and TW-10533 – B-2, C-2, H-2, L-034, L-059, L-149, L-253, L-382, L-686, L-803, L-1160, LC-2, Machine Edge, PRS-2 and V-2 available in 3/4" profiles only. All other designs – design specific, no options available.
Framing Beads	
pg 7.2	All designs – design specific, no options available.
Panel Raises	
pg 7.2A	All 3/4" profiles available except P-106. TW-10533 and TW-10827 – design specific, no options available.
Finishing	
pgs 8.1-8.18	All available with Colourtones, primers and Prism Paints.
Options	
pgs 7.3-7.15	All designs – back-routed hand pull, distressing levels 1 and 2, sample ID label, seal coat, G-012, G-015 and G-056 panel grooves and putty pin holes only.




## 5-Piece MDF Doors – Applied Moulding Designs


**CRP-10161**
*matching drawer front available*


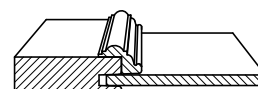
7" x 6-3/4"  
 2-1/4" framing  
 3/8" Reverse G-Cove  
 raise shown


**CRP-10797**
*matching drawer front available*


7" x 6-3/4"  
 2-1/4" framing  
 3/8" Reverse G-Cove  
 raise shown


**CRP-101728**
*matching drawer front available*


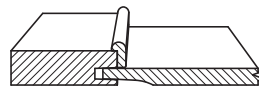

7" x 6-3/4"  
 2-1/4" framing  
 3/8" Reverse G-Cove  
 raise shown


**TW-10161**
*matching drawer front available*


7-1/2" x 6"  
 2-1/4" framing  
 1/4" MDF panel


**TW-101728**
*matching drawer front available*


7-3/8" x 7-3/8"  
 2-1/4" framing  
 1/4" MDF panel


**Wayland**
*matching drawer front available*


7" x 6-3/4"  
 2-1/4" framing  
 3/8" Reverse G-Cove  
 raise shown

**Note:** Applied moulding designs consist of wood mouldings mounted onto framing of 5-Piece MDF doors and drawer fronts.

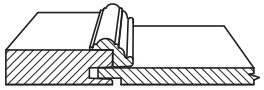
Minimums listed are based on panel raise shown and will vary by raise; see Offering and Availability for additional options. Framing width listed is determined by measuring across the back of the framing unless otherwise noted. All MDF products utilize TSCA/CARB2 compliant materials.

## Offering And Availability

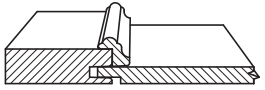
All Conestoga products are available in a wide variety of specifications to satisfy your custom needs. The information below indicates any exceptions or limitations pertaining to the designs on the previous page. For a detailed listing of a particular product specification, refer to the page indicated.

Material	
Material Pricing Guide	All designs – 3/4" MDF only.
Edge Profiles	
pg 7.1	All designs – B-2, C-2, H-2, L-034, L-059, L-149, L-253, L-382, L-686, L-803, L-1160, LC-2, Machine Edge, PRS-2 and V-2 available in 3/4" profiles only.
Framing Beads	
pg 7.2	All designs - design specific, no options available.
Panel Raises	
pg 7.2A	CRP-10161 and CRP-101728 – P-057, P-602, Presidential and Reverse G-Cove available in 3/4" profiles only. CRP-10797 and Wayland – M-Bead, P-057, P-602, Presidential, Reverse G-Cove and RM available in 3/4" profiles only. TW-10161 and TW-101728 – design specific, no options available.
Finishing	
pgs 8.1-8.18	All available with Colourtones, primers and Prism Paint.
Options	
pgs 7.3-7.15	All designs – back-routed hand pull, concealed hinge boring, distressing levels 1 and 2, sample ID label, seal coat, framing cut-down, G-012, G-015 and G-056 panel grooves, putty pin holes and Soss hinge rout only.
Mullions/Frame Only	
pgs 6.1-6.13	All designs – available in mullions and frame only. CRP-10161, CRP-10797, CRP-101728, TW-10161 and TW-101728 mullions incur special lite charges. <b>Note:</b> Paint Grade Hard Maple material used for mullion lite strips and #52, #906 and #907 glass retainer mouldings.
Matching/Complementary Drawer Fronts	
pgs 5.6-5.7, 5.28-5.29	All available.

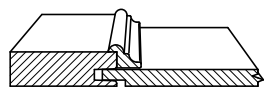
## 5-Piece MDF Drawer Fronts – Applied Moulding Designs

**CRP-10161**

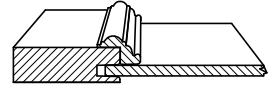
7" x 4-1/8"  
 1-1/2" rails  
 2-1/4" stiles  
 P-057 raise shown

**CRP-10797**

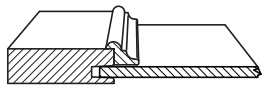
7" x 4"  
 1-1/2" rails  
 2-1/4" stiles  
 P-057 raise shown

**CRP-101728**


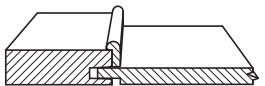
7" x 4-1/2"  
 1-1/2" rails  
 2-1/4" stiles  
 P-057 raise shown

**TW-10161**

7-1/2" x 5"  
 1-1/2" rails  
 2-1/4" stiles  
 1/4" MDF panel

**TW-101728**

7-3/8" x 4-1/2"  
 1-1/2" rails  
 2-1/4" stiles  
 1/4" MDF panel

**Wayland**

7" x 4"  
 1-1/2" rails  
 2-1/4" stiles  
 P-057 raise shown

**Note:** Applied moulding designs consist of wood mouldings mounted onto framing of 5-Piece MDF doors and drawer fronts.

Minimums listed are based on panel raise shown and will vary by raise; see Offering and Availability for additional options. Framing width listed is determined by measuring across the back of the framing unless otherwise noted. All MDF products utilize TSCA/CARB2 compliant materials.

## Offering And Availability

All Conestoga products are available in a wide variety of specifications to satisfy your custom needs. The information below indicates any exceptions or limitations pertaining to the designs on the previous page. For a detailed listing of a particular product specification, refer to the page indicated.

Material	
Material Pricing Guide	All designs – 3/4" MDF only.
Edge Profiles	
pg 7.1	All designs – B-2, C-2, H-2, L-034, L-059, L-149, L-253, L-382, L-686, L-803, L-1160, LC-2, Machine Edge, PRS-2 and V-2 available in 3/4" profiles only.
Framing Beads	
pg 7.2	All designs – design specific, no options available.
Panel Raises	
pg 7.2A	CRP-10161 and CRP-101728 – P-057, P-602, Presidential and Reverse G-Cove available in 3/4" profiles only. CRP-10797 and Wayland – M-Bead, P-057, P-602, Presidential, Reverse G-Cove and RM available in 3/4" profiles only. TW-10161 and TW-101728 – design specific, no options available.
Finishing	
pgs 8.1-8.18	All available with Colourtones, primers and Prism Paints.
Options	
pgs 7.3-7.15	All designs – back-routed hand pull, distressing levels 1 and 2, sample ID label, seal coat, G-012, G-015 and G-056 panel grooves and putty pin holes only.