

Door Table of Contents

Albany	4.44-4.45	CRP-10827	4.18-4.19
Alexandreia	4.52-4.53	CRP-10875	4.20-4.21
Amesbury	4.44-4.45	CRP-10946	4.20-4.21
Ardmore	4.52-4.53	CRP-1389	4.20-4.21
Aspen	4.40-4.41	CRP-1389MT	4.6-4.7
AspenPP	4.24-4.25	CRP-1420	4.20-4.21
Astoria	4.64-4.65	CRP-20	4.6-4.7
Aurora	4.60-4.61	CRP-30	4.8-4.9
Boulder	4.40-4.41	CRP-30 (1" thick)	4.56-4.57
BoulderPP	4.24-4.25	EriksonPP	4.52-4.53
Bristol	4.44-4.45	Fairhaven	4.44-4.45
Churchill	4.48-4.49	Fargo	4.40-4.41
Cortland	4.44-4.45	FargoPP	4.24-4.25
Crawford	4.6-4.7	Flush Batten	4.60-4.61
CRP-10	4.6-4.7	Franklin	4.48-4.49
CRP-10 (1" thick)	4.56-4.57	Geneva	4.10-4.11
CRP-10 Miter	4.18-4.19	Glasgow	4.10-4.11
CRP-10A48	4.34-4.35	Hancock	4.48-4.49
CRP-10A48 (1" thick)	4.56-4.57	Juno	4.26-4.27
CRP-10102	4.6-4.7	Lafayette	4.48-4.49
CRP-10141	4.10-4.11	LaSalle	4.34-4.35
CRP-10161	4.34-4.35	Madison	4.44-4.45
CRP-101728	4.34-4.35	Marquis	4.34-4.35
CRP-10191	4.18-4.19	Monarch Square	4.8-4.9
CRP-10318	4.18-4.19	Monroe	4.48-4.49
CRP-10334	4.18-4.19	Normandie (1" thick)	4.56-4.57
CRP-10382	4.18-4.19	Omaha	4.40-4.41
CRP-10382MT	4.6-4.7	OmahaPP	4.24-4.25
CRP-10533	4.18-4.19	Presidential Miter	4.20-4.21
CRP-10605MT	4.6-4.7	Presidential MiterPP	4.26-4.27
CRP-10751	4.18-4.19	Presidential Square	4.8-4.9
CRP-10751MT	4.6-4.7	Prestige	4.20-4.21
CRP-10797	4.34-4.35	Provence (1" thick)	4.56-4.57

Radcliffe	4.34-4.35	Yuma	4.63A-4.63B
Ridgemont.....	4.36-4.37		
Rothsford.....	4.20-4.21		
Rutland.....	4.20-4.21		
RutlandMT	4.8-4.9		
RutlandMTPP.....	4.12-4.13		
RutlandPP	4.26-4.27		
Savannah	4.8-4.9		
SavannahMT.....	4.8-4.9		
SavannahPP	4.12-4.13		
Savoy	4.64-4.65		
Sheldon.....	4.44-4.45		
Soho	4.63A-4.63B		
Staffordshire (1" thick).....	4.56-4.57		
Stockbridge.....	4.44-4.45		
Topeka.....	4.40-4.41		
TopekaPP.....	4.24-4.25		
Tripoli.....	4.52-4.53		
TW-10.....	4.12-4.13		
TW-10 Miter.....	4.26-4.27		
TW-1038.....	4.12-4.13		
TW-10533.....	4.26-4.27		
TW-10716	4.12-4.13		
TW-10751	4.26-4.27		
TW-10827.....	4.26-4.27		
TW-10916.....	4.12-4.13		
Venus	4.22-4.23		
Venus (7/8" thick)	4.56-4.57		
Verona	4.36-4.37		
Vulcan	4.8-4.9		
Wakefield	4.10-4.11		
Wayland	4.36-4.37		
Westminster	4.8-4.9		
Woodhull	4.22-4.23		
Woodridge (1" thick).....	4.56-4.57		
Yardley.....	4.52-4.53		

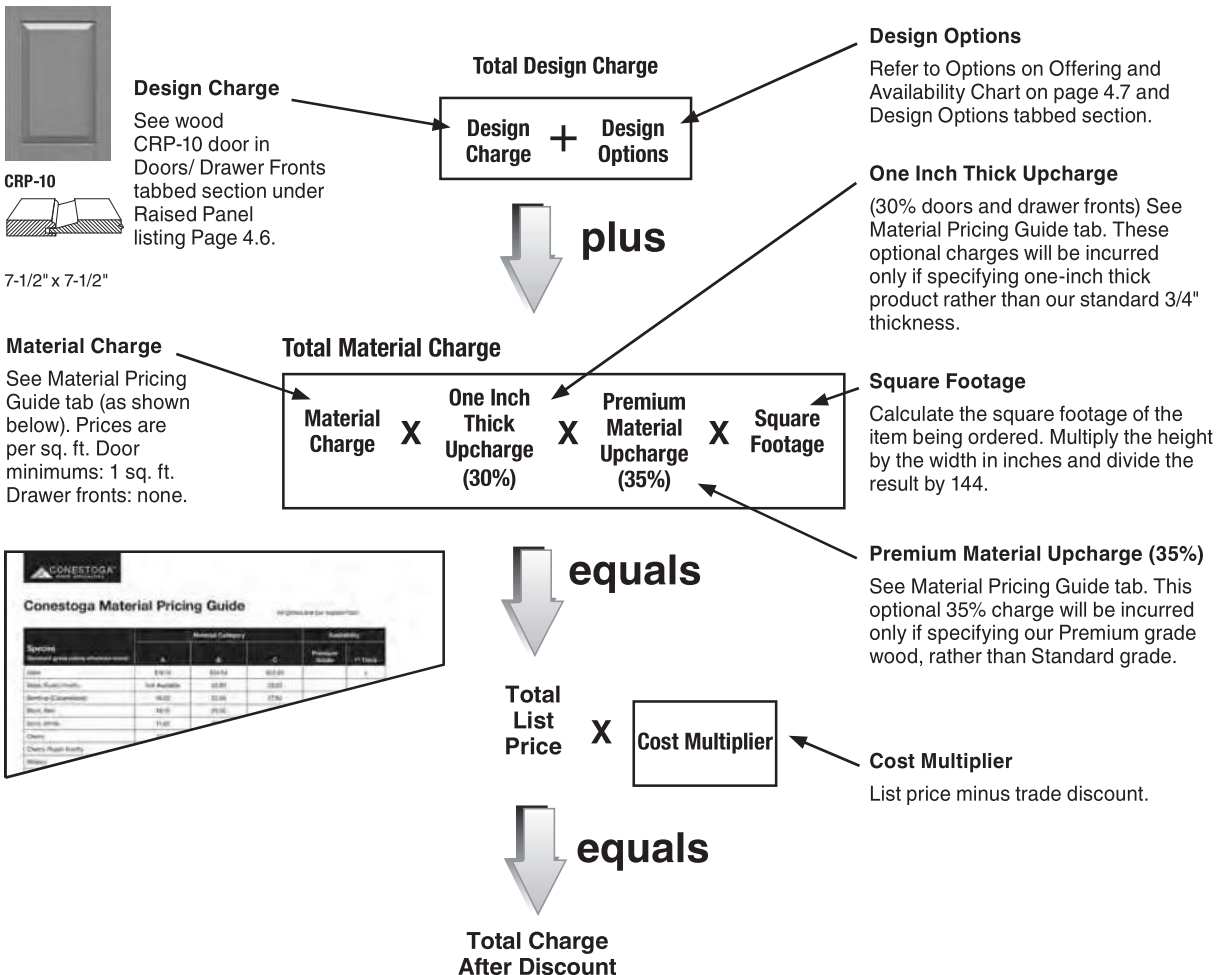
Drawer Front Table of Contents

10141	4.62-4.63	CRP-10751MT	4.14-4.15
#10.....	4.62-4.63	CRP-10797	4.38-4.39
1-1/8" Sandwich	4.62-4.63	CRP-10827	4.28-4.29
Albany	4.46-4.47	CRP-10875	4.28-4.29
Amesbury.....	4.46-4.47	CRP-10946.....	4.28-4.29
Alexandreia.....	4.54-4.55	CRP-1389.....	4.28-4.29
Ardmore	4.54-4.55	CRP-1389MT	4.14-4.15
Aspen.....	4.42-4.43	CRP-1420	4.30-4.31
AspenPP	4.32-4.33	EriksonPP.....	4.54-4.55
Astoria	4.64-4.65	Fairhaven	4.46-4.47
Aurora.....	4.62-4.63	Fargo	4.42-4.43
Boulder.....	4.42-4.43	FargoPP	4.32-4.33
BoulderPP	4.32-4.33	Franklin.....	4.50-4.51
Bristol	4.46-4.47	Geneva.....	4.14-4.15
Churchill	4.50-4.51	Glasgow	4.14-4.15
Cortland	4.46-4.47	Hancock.....	4.50-4.51
Crawford.....	4.14-4.15	Hastings	4.42-4.43
CRP-10.....	4.14-4.15	Juno.....	4.30-4.31
CRP-10 (1" thick)	4.58-4.59	Keystone	4.62-4.63
CRP-10 Miter.....	4.28-4.29	Lafayette.....	4.50-4.51
CRP-10A48.....	4.38-4.39	LaSalle	4.38-4.39
CRP-10A48 (1" thick)	4.58-4.59	Madison	4.46-4.47
CRP-10141	4.14-4.15	Marcel	4.62-4.63
CRP-10161	4.38-4.39	Marquis	4.38-4.39
CRP-101728	4.38-4.39	Monarch Square	4.14-4.15
CRP-10191	4.28-4.29	Monroe.....	4.50-4.51
CRP-10318	4.28-4.29	Normandie (1" thick).....	4.58-4.59
CRP-10334.....	4.28-4.29	Omaha	4.42-4.43
CRP-10382.....	4.28-4.29	OmahaPP.....	4.32-4.33
CRP-10382MT	4.14-4.15	Presidential	4.14-4.15
CRP-10533.....	4.28-4.29	Presidential Miter	4.30-4.31
CRP-10605MT	4.14-4.15	Prestige	4.30-4.31
CRP-10751	4.28-4.29	Provence (1" thick)	4.58-4.59

Radcliffe	4.38-4.39
Ridgemont.....	4.38-4.39
Rothbury.....	4.42-4.43
Rothsford.....	4.30-4.31
Rutland.....	4.30-4.31
RutlandMT	4.16-4.17
RutlandMTPP	4.16-4.17
RutlandPP	4.30-4.31
Savannah	4.16-4.17
SavannahMT	4.16-4.17
SavannahPP	4.16-4.17
Savoy	4.64-4.65
Sheldon	4.46-4.47
Slab	4.62-4.63
Soho	4.63A-4.63B
Staffordshire (1" thick).....	4.58-4.59
Stockbridge.....	4.46-4.47
Topeka.....	4.42-4.43
TopekaPP.....	4.32-4.33
Tripoli.....	4.54-4.55
TW-10.....	4.16-4.17
TW-1038.....	4.16-4.17
TW-10716	4.16-4.17
TW-10916	4.16-4.17
Venus	4.30-4.31
Venus (7/8" thick)	4.58-4.59
Verona.....	4.38-4.39
Vulcan	4.16-4.17
Wakefield	4.16-4.17
Wayland	4.38-4.39
Westminster	4.16-4.17
Woodhull	4.30-4.31
Woodridge (1" thick).....	4.58-4.59
Yardley	4.54-4.55
Yuma	4.63A-4.63B

Pricing Procedure for Doors and Drawer Fronts

The price for any custom door or drawer front can be easily calculated by inserting the relevant numbers into the chart below. A brief explanation for reference is given for each required number.



Product Design Choices

All of Conestoga's door and drawer front prices include a choice of edge profile, framing bead and panel raise. However, L-297, L-304 and LC-Inset edge profiles incur an extra charge. For complete details on available options and associated prices, see the Design Options Section.

Before pricing a door or drawer front, verify the availability of the desired options on the design by referring to the Offering and Availability information found immediately after each door design page.

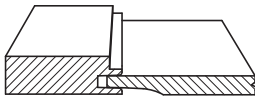
Multiple panel doors have Design Charges equivalent to the number of panels ordered. As an example, a CRP-10 with three panels uses the Design Charge. This policy excludes doors that come standard with multiple panels (i.e. CRP-10102). *Due to construction complexity, all multiple panel miter doors include an additional charge per center stile or midrail plus the per-panel Design Charge.*

M&T Raised Panel Doors



Crawford

matching drawer front available

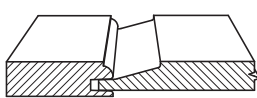


7" x 6-3/4"
2-1/4" framing
3/8" Reverse G-Cove
raise shown




CRP-10

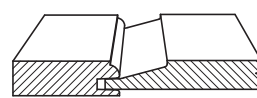
matching drawer front available



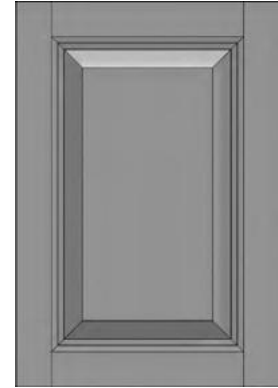
7-1/2" x 7-1/2"
2-1/4" framing
Slant raise shown



CRP-10102

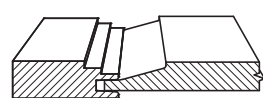


12-7/8" x 7-1/2"
2-1/4" framing
Slant raise shown




CRP-10382MT

matching drawer front available

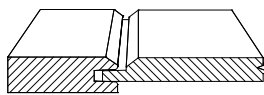


8-3/8" x 8-3/8"
2-3/4" framing
Slant raise shown



CRP-10605MT

matching drawer front available




7-1/2" x 7-1/2"
2-1/4" framing
P-016 raise shown




CRP-10751MT

matching drawer front available

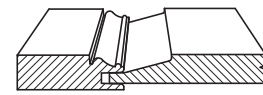


7-1/2" x 7-1/2"
2-5/16" framing
Slant raise shown



CRP-1389MT

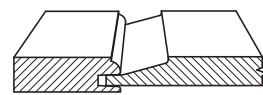
matching drawer front available



8-3/8" x 8-3/8"
2-3/4" framing
Slant raise shown



CRP-20



8-1/4" x 9-1/4"
2-1/4" framing
Slant raise shown

Due to construction complexity, all multiple panel CRP-10382MT, CRP-10751MT and CRP-1389MT doors include an additional charge per middle rail and middle stile plus the per-panel Design Charge. Vertical grain direction standard unless otherwise noted; horizontal grain available upon request. Minimums listed are based on panel raise shown and will vary by raise; see Offering and Availability for additional options. Framing width listed is determined by measuring across the back of the framing unless otherwise noted. Narrow point of arched and cathedral rails are equal to the width of the stiles.

Offering And Availability

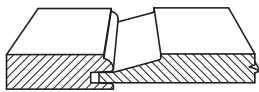
All Conestoga products are available in a wide variety of specifications to satisfy your custom needs. The information below indicates any exceptions or limitations pertaining to the designs on the previous page. For a detailed listing of a particular product specification, refer to the page indicated.

Species	
Material Pricing Guide	CRP-10, CRP-10102 and CRP-20 – all 3/4" and 1" species available. Crawford – all 3/4" species available. CRP-10605MT – all 3/4" species available except Rustic Knotty. CRP-10382MT, CRP-10751MT and CRP-1389MT – all 3/4" species available except Rift Cut Red Oak and Rustic Knotty.
Edge Profiles	
pg 7.1	CRP-10, CRP-10102 and CRP-20 – all 3/4" and 1" profiles available. Crawford, CRP-10382MT, CRP-10605MT, CRP-10751MT and CRP-1389MT – all 3/4" profiles only.
Framing Beads	
pg 7.2	Crawford, CRP-10382MT, CRP-10605MT, CRP-10751MT and CRP-1389MT – design specific, no options available. All other designs all 3/4" and 1" profiles available.
Panel Raises	
pg 7.2A	CRP-10, CRP-10102 and CRP-20 - all 3/4" and 1" profiles available. Crawford, CRP-10382MT, CRP-10751MT and CRP-1389MT – all 3/4" profiles only. CRP-10605MT – P-016, P-057, P-106 and Reverse G-Cove only.
Options	
pgs 7.3-7.15	All options available except Essex Rout on CRP-10605MT, CRP-10751MT and CRP-1389MT.
Mullions/Frame Only	
pgs 6.1-6.13	All designs - available in frame only and mullions. Crawford, CRP-10382MT, CRP-10605MT, CRP-10751MT and CRP-1389MT mullions incur special lite charges.
Matching/Complementary Drawer Fronts	
pgs 4.14-4.15, 4.62-4.63	Available for Crawford, CRP-10, CRP-10382MT, CRP-10605MT, CRP-10751MT and CRP-1389MT.

M&T Raised Panel Doors



CRP-30

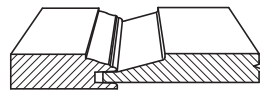


8-1/4" x 8-1/2"
 2-1/4" framing
 Slant raise shown



Monarch Square

matching drawer front available



7-1/2" x 7-1/2"
 2-1/4" framing
 Slant raise shown



Presidential Square

matching drawer front available

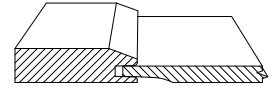


8-3/8" x 8-3/8"
 2-3/4" framing
 Presidential raise shown

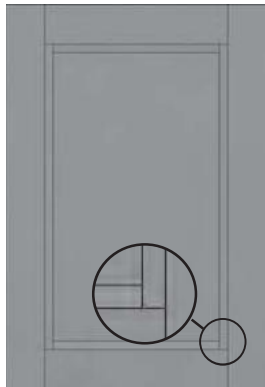


RutlandMT

matching drawer front available



8-1/4" x 8-1/4"
 2-11/16" framing
 3/8" Reverse G-Cove
 raise shown

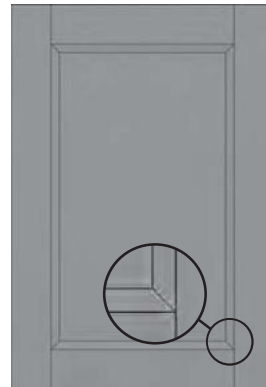


Savannah

matching drawer front available

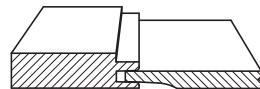


7-7/8" x 7-5/8"
 2-3/4" framing
 3/8" Reverse G-Cove
 raise shown



SavannahMT

matching drawer front available

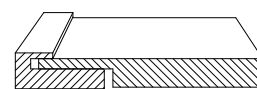


7-7/8" x 7-5/8"
 2-3/4" framing
 3/8" Reverse G-Cove
 raise shown



Vulcan

matching drawer front available

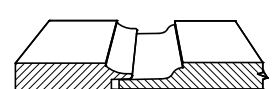


7-1/2" x 5-1/4"
 3/4" wide framing on face
 25/32" thick framing



Westminster

matching drawer front available



8-3/8" x 8-3/8"
 2-3/4" framing
 Presidential raise shown

Due to construction complexity, all multiple panel Presidential Square, RutlandMT and SavannahMT doors include an additional charge per middle rail and middle stile plus the per-panel Design Charge. Vertical grain direction standard unless otherwise noted; horizontal grain available upon request. Minimums listed are based on panel raise shown and will vary by raise; see Offering and Availability for additional options. Framing width listed is determined by measuring across the back of the framing unless otherwise noted.

Offering And Availability

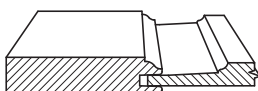
All Conestoga products are available in a wide variety of specifications to satisfy your custom needs. The information below indicates any exceptions or limitations pertaining to the designs on the previous page. For a detailed listing of a particular product specification, refer to the page indicated.

Species	
Material Pricing Guide	CRP-30 and Monarch Square – all 3/4" and 1" species available. Presidential Square, RutlandMT – all 3/4" species except Bamboo, Rift Cut Red Oak, Rift Cut White Oak and Rustic Knotty. RutlandMT – all 3/4" species except Bamboo, Rift Cut Red Oak and Rustic Knotty. SavannahMT – all 3/4" species available except Rift Cut Red Oak and Rustic Knotty. Savannah and Westminster – all 3/4" species available. Vulcan – all 3/4" species available except Bamboo, Paint Grade and Rustic Knotty.
Edge Profiles	
pg 7.1	Vulcan – B-2, L-034, L-149, L-253, L-686, L-1160, Machine Edge and V-2 only. All other designs – all 3/4" profiles available. CRP-30 and Monarch Square – all 1" profiles available.
Framing Beads	
pg 7.2	CRP-30 – all 3/4" and 1" profiles available. All other designs – design specific, no options available.
Panel Raises	
pg 7.2A	CRP-30 – all 3/4" and 1" profiles available. Vulcan – design specific, no options available. All other designs – all 3/4" profiles available.
Options	
pgs 7.3-7.15	<p>Vulcan – concealed hinge boring, panel grooves, back routed hand pull, sample ID label, antiquing, non-standard rail width, weathered grain, distressing, wear sanding and hybrid seal coat. All other designs – all options available except Essex Rout.</p> <p>Note: Vulcan – eligible for wide rails only, stiles not eligible. Upcharge per rail applies. Regardless of overall desired height, Vulcan wide rails will contain one glue joint if wide rail option is selected.</p> <p>Note: Savannah – not eligible for Colourtone, primer or Prism Paints unless ordered as 5-Piece MDF. See Section 5 for product details. SavannahMT – available with all finishes.</p>
Mullions/Frame Only	
pgs 6.1-6.13	<p>Vulcan – mullions not available. Frame only doors available in all eligible species. Design Charge is applicable. Multi-panel frame only doors not available. Because the frame only design uses drill & dowel construction, vertical joint lines are visible where rails intersect with stiles. All other designs - available in frame only and mullions. CRP-30 mullion – incurs standard lite charges. All other mullion designs incur special lite charges.</p> <p>Note: The Vulcan frame only must be ordered as VULCANFO. The overall framing width on the face of the frame only door is 2-1/2".</p>
Matching/Complementary Drawer Fronts	
pgs 4.14-4.17, 4.62-4.63	Matching drawer fronts available except CRP-30.

M&T Raised Panel Doors



CRP-10141
matching drawer front available


Stile cross section



Rail cross section

8" x 10-1/8"
 3-3/8" rail width
 2-1/4" stile width
 P-106 raise shown



Geneva
matching drawer front available


Stile cross section



Rail cross section

7" x 8-1/8"
 3" rail width
 2-1/4" stile width
 3/8" Reverse G-Cove
 raise shown


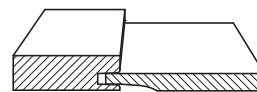

Glasgow
matching drawer front available


Stile cross section

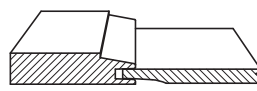


Rail cross section

7" x 8-1/8"
 3" rail width
 2-1/4" stile width
 3/8" Reverse G-Cove
 raise shown


Wakefield
matching drawer front available


Stile cross section



Rail cross section


7" x 8-1/8"
 3" rail width
 2-1/4" stile width
 3/8" Reverse G-Cove
 raise shown

Offering And Availability

All Conestoga products are available in a wide variety of specifications to satisfy your custom needs. The information below indicates any exceptions or limitations pertaining to the designs on the previous page. For a detailed listing of a particular product specification, refer to the page indicated.

Species	
Material Pricing Guide	All 3/4" species available.
Edge Profiles	
pg 7.1	All 3/4" profiles available.
Framing Beads	
pg 7.2	CRP-10141, Glasgow, and Wakefield – design specific, no options. CRP-10141 – Ogee bead on rails with chamfered stiles. Glasgow – FB00310 on rails with Square bead stiles. Wakefield – FB01016 on rails with Square bead stiles. Geneva – rail options: Elite, F007, F877, F1223; Ogee or Regular with Square bead stiles standard, no options.
Panel Raises	
pg 7.2A	All 3/4" profiles available.
Options	
pgs 7.3-7.15	All options available except Essex Rout.
Mullions/Frame Only	
pgs 6.1-6.13	All designs - available in frame only and mullions. Square bead mullions standard. All mullions incur special lite charges.
Matching/Complementary Drawer Fronts	
pgs 4.14-4.17, 4.62-4.63	All available.

M&T Plywood Panel Doors




RutlandMTPP

matching drawer front available

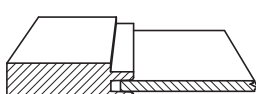


7-3/4" x 7-3/4"
2-11/16" framing
1/4" Veneered Panel



SavannahPP

matching drawer front available



7-7/8" x 5-7/8"
2-3/4" framing
1/4" Veneered Panel




TW-10

matching drawer front available



7" x 5"
2-1/4" framing
1/4" Veneered Panel




TW-1038

matching drawer front available



7" x 6-1/2"
2-1/4" framing
3/8" Veneered Panel




TW-10716

matching drawer front available

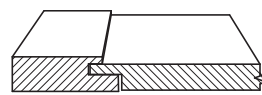


7" x 5-7/8"
Face - 1-7/8" framing
Back - 2-1/4" framing
7/16" Veneered panel



TW-10916

matching drawer front available



7" x 5-7/8"
Face - 1-7/8" framing
Back - 2-1/4" framing
9/16" Veneered panel

Due to construction complexity, all multiple panel RutlandMTPP doors include an additional charge per middle rail and middle stile plus the per-panel Design Charge. All plywood panel designs use a veneered, composite core panel. All plywood panels except Red and White Birch, Quarter Sawn White Oak and Rift Cut Red and White Oak use a plain sliced or half round face and plain sliced or rotary back veneer. Red and White Birch use a rotary face and back. Quarter Sawn White Oak uses a quarter sawn face and plain sliced back. Rift Cut Red Oak uses a rift cut on face and back. Rift Cut White Oak uses a rift cut face and plain sliced back. Vertical grain direction standard unless otherwise noted; horizontal grain available upon request. Framing width listed is determined by measuring across the back of the framing unless otherwise noted.

Offering And Availability

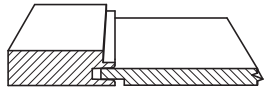
All Conestoga products are available in a wide variety of specifications to satisfy your custom needs. The information below indicates any exceptions or limitations pertaining to the designs on the previous page. For a detailed listing of a particular product specification, refer to the page indicated.

Species	
Material Pricing Guide	RutlandMTPP - All 3/4" species available except Rift Cut Red Oak, Rustic Knotty and Soft Maple. SavannahPP and TW-10 – all 3/4" species available except Rustic Knotty and Soft Maple. TW-10 – all 1" species available except Rustic Knotty and Soft Maple. TW-1038 – 3/4" Cherry, Hard Maple, Paint Grade Hard Maple Hybrid, Quarter Sawn White Oak, Red Oak, Rift Cut Red Oak, Rift Cut White Oak and Walnut only. TW-10716 – 3/4" Cherry, Hard Maple and Paint Grade Hard Maple Hybrid only. TW-10916 – 3/4" Cherry, Hard Maple, Paint Grade Hard Maple Hybrid, Red Oak, Rift Cut Red Oak, Rift Cut White Oak and Walnut only.
Edge Profiles	
pg 7.1	All 3/4" edge profiles available. TW-10 – all 3/4" and 1" edge profiles available.
Framing Beads	
pg 7.2	TW-10 – all 3/4" and 1" profiles available. TW-1038 – all 3/4" profiles available. RutlandMTPP, SavannahPP, TW-10716 and TW-10916 – design specific, no options available.
Panel Raises	
pg 7.2A	RutlandMTPP, SavannahPP and TW-10 – 1/4" veneered panel only. TW-1038 – 3/8" veneered panel only. TW-10716 – 7/16" veneered panel only. TW-10916 – 9/16" veneered panel only.
Options	
pgs 7.3-7.15	RutlandMTPP - all options available except Essex Rout. All other designs - all options available. Note: SavannahPP – not eligible for Colourtone, primer or Prism Paints unless ordered as 5-Piece MDF. See Section 5 for product details.
Mullions/Frame Only	
pgs 6.1-6.13	All designs - available in frame only and mullions except TW-10716 and TW-10916, which are only available in frame only. For TW-10716 and TW-10916 mullion designs, order as CRP-10 mullion with Square bead framing and Square bead mullions. RutlandMTPP and SavannahPP mullions – incurs special lite charges.
Matching/Complementary Drawer Fronts	
pgs 4.16-4.17, 4.62-4.63	All available.

M&T Drawer Fronts



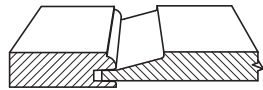
Crawford



7" x 3-7/8"
1-1/2" rails
2-1/4" stiles
P-057 raise shown



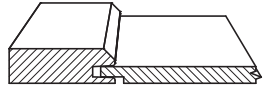
CRP-10



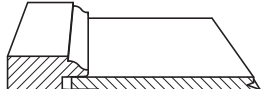
7-1/2" x 5-3/4"
1-1/2" rails
2-1/4" stiles
Slant raise shown



CRP-10141



Stile cross section

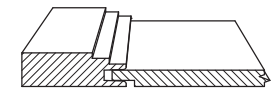


Rail cross section

7" x 5-1/4"
1-1/2" rails
2-1/4" stiles
P-057 raise shown



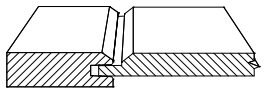
CRP-10382MT



7-7/8" x 4-7/8"
2" rails
2-3/4" stiles
P-057 raise shown



CRP-10605MT



7-1/2" x 5-1/8"
1-1/2" rails
2-1/4" stiles
P-016 raise shown



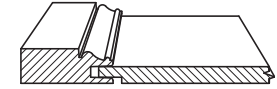
CRP-10751MT



7" x 5-1/2"
2-5/16" framing
P-057 raise shown



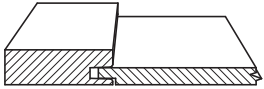
CRP-1389MT



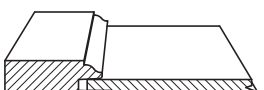
7-7/8" x 4-7/8"
2" rails
2-3/4" stiles
P-057 raise shown



Geneva



Stile cross section

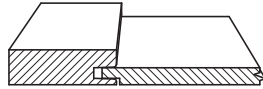


Rail cross section

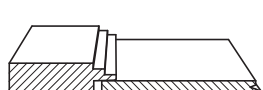
7" x 4-7/8"
2" rails
2-1/4" stiles
P-057 raise shown



Glasgow



Stile cross section

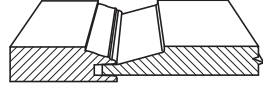


Rail cross section

7" x 4-7/8"
2" rails
2-1/4" stiles
P-057 raise shown




Monarch Square



7-1/2" x 5-3/4"
1-1/2" rails
2-1/4" stiles
Slant raise shown



Presidential



7-7/8" x 6-3/8"
2-3/4" framing
P-057 raise shown

All plywood panel designs use a veneered, composite core panel. All plywood panels except Red and White Birch, Quarter Sawn White Oak and Rift Cut Red and White Oak use a plain sliced or half round face and plain sliced or rotary back veneer. Red and White Birch use a rotary face and back. Quarter Sawn White Oak uses a quarter sawn face and plain sliced back. Rift Cut Red Oak uses a rift cut on face and back. Rift Cut White Oak uses a rift cut face and plain sliced back. Horizontal grain direction standard unless otherwise noted; vertical grain available upon request. Minimums listed are based on panel raise shown and will vary by raise; see Offering and Availability for additional options. Framing width listed is determined by measuring across the back of the framing unless otherwise noted.

Custom Products | Summer 2025

Offering And Availability

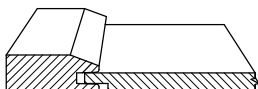
All Conestoga products are available in a wide variety of specifications to satisfy your custom needs. The information below indicates any exceptions or limitations pertaining to the designs on the previous page. For a detailed listing of a particular product specification, refer to the page indicated.

Species	
Material Pricing Guide	Crawford, CRP-10, CRP-10141, Geneva, Glasgow and Monarch Square – all 3/4" species available. CRP-10 – all 1" species available. CRP-10382MT, CRP-10751MT, CRP-1389MT and Presidential – all 3/4" species available except Rift Cut Red Oak and Rustic Knotty. CRP-10605MT – all 3/4" species available except Rustic Knotty.
Edge Profiles	
pg 7.1	All 3/4" profiles available.
Framing Beads	
pg 7.2	CRP-10 – all 3/4" and 1" profiles available. Geneva – rail options: Elite, F007, F877, F1223, Ogee or Regular with Square bead, stile, Square bead rails standard, no options. All other designs – design specific, no options available.
Panel Raises	
pg 7.2A	CRP-10 – all 3/4" and 1" profiles available. All other designs except CRP-10605MT – 3/4" profiles available. CRP-10605MT – P-016, P-057, P-106 and Reverse G-Cove only.
Options	
pgs 7.3-7.15	All designs – G-012, G-015 and G-056 panel grooves, back-routed hand pull, sample ID label, distressing, wear sanding, pegs and radius corners.

M&T Drawer Fronts



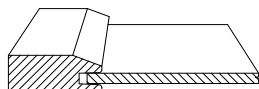
RutlandMT



7-3/4" x 5"
2-1/16" rails
2-11/16" stiles
P-057 raise shown



RutlandMTTP



7-3/4" x 5"
2-1/16" rails
2-11/16" stiles
1/4" Veneered panel



Savannah



7-7/8" x 5-1/8"
1-1/2" rails
2-3/4" stiles
3/8" Reverse G-Cove
raise shown



SavannahMT



7-7/8" x 5-1/8"
1-1/2" rails
2-3/4" stiles
3/8" Reverse G-Cove
raise shown




SavannahPP



7-7/8" x 3-3/8"
1-1/2" rails
2-3/4" stiles
1/4" Veneered panel



TW-10



7" x 3-3/8"
1-1/2" rails
2-1/4" stiles
1/4" Veneered panel



TW-1038



7" x 4"
1-1/2" rails
2-1/4" stiles
3/8" Veneered panel



TW-10716



7" x 5-1/8"
1-7/8" on face
2-1/4" on back
7/16" Veneered panel



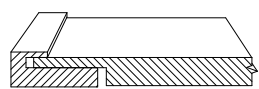
TW-10916




7" x 5-1/8"
1-7/8" on face
2-1/4" on back
9/16" Veneered panel



Vulcan



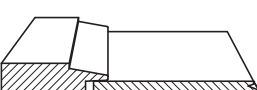
7-1/2" x 4-7/8"
3/4" wide framing on face
25/32" thick framing



Wakefield



Stile cross section

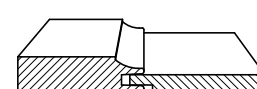


Rail cross section

7" x 4-7/8"
2" rails
2-1/4" stiles
P-057 raise shown



Westminster



7-7/8" x 4-7/8"
1-1/2" rails
2-3/4" stiles
P-057 raise shown

All plywood panel designs use a veneered, composite core panel. All plywood panels except Red and White Birch, Quarter Sawn White Oak and Rift Cut Red and White Oak use a plain sliced or half round face and plain sliced or rotary back veneer. Red and White Birch use a rotary face and back. Quarter Sawn White Oak uses a quarter sawn face and plain sliced back. Rift Cut Red Oak uses a rift cut on face and back. Rift Cut White Oak uses a rift cut face and plain sliced back. Horizontal grain direction standard unless otherwise noted; vertical grain available upon request. Minimums listed are based on panel raise shown and will vary by raise; see Offering and Availability for additional options. Framing width listed is determined by measuring across the back of the framing unless otherwise noted.

Offering And Availability

All Conestoga products are available in a wide variety of specifications to satisfy your custom needs. The information below indicates any exceptions or limitations pertaining to the designs on the previous page. For a detailed listing of a particular product specification, refer to the page indicated.


Species	
Material Pricing Guide	Savannah, Wakefield and Westminster – all 3/4" species available. RutlandMT and RutlandMTPP – all 3/4" species available except Rift Cut Red Oak, Rustic Knotty and Soft Maple. SavannahPP and TW-10 – all 3/4" species available except Rustic Knotty and Soft Maple. SavannahMT – all 3/4" species available except Rift Cut Red Oak and Rustic Knotty. TW-10 – all 1" species available except Rustic Knotty and Soft Maple. TW-1038 – 3/4" Cherry, Hard Maple, Paint Grade Hard Maple Hybrid, Quarter Sawn White Oak, Red Oak, Rift Cut Red Oak, Rift Cut White Oak and Walnut only. TW-10716 – 3/4" Cherry, Hard Maple and Paint Grade Hard Maple Hybrid only. TW-10916 – 3/4" Cherry, Hard Maple, Paint Grade Hard Maple Hybrid, Red Oak, Rift Cut Red Oak, Rift Cut White Oak and Walnut only. Vulcan - all 3/4" species available except Bamboo, Paint Grade and Rustic Knotty.
Edge Profiles	
pg 7.1	Vulcan - B-2, L-034, L-149, L-253, L-686, L-1160, Machine Edge and V-2 only. All other designs – all 3/4" profiles available.
Framing Beads	
pg 7.2	TW-10 and TW-1038 – all 3/4" profiles available. All other designs – design specific, no options available.
Panel Raises	
pg 7.2A	RutlandMTPP, Savannah, SavannahPP, SavannahMT and TW-10 – 1/4" veneered panel only. TW-1038 – 3/8" veneered panel only. TW-10716 – 7/16" veneered panel only. TW-10916 – 9/16" veneered panel only. Vulcan – design specific, no options available. All other designs – all 3/4" profiles available.
Options	
pgs 7.3-7.15	<p>Vulcan - panel grooves, back-routed hand pull, sample ID label, antiquing, non-standard width rails, weathered grain, distressing, wear sanding and hybrid seal coat. All other designs – G-012, G-015 and G-056 panel grooves, back-routed hand pull, distressing, wear sanding, pegs, radius corners and sample ID label.</p> <p>Note: Vulcan – eligible for wide rails only, stiles not eligible. Upcharge per rail applies. Regardless of overall desired height, Vulcan wide rails will contain one glue joint if wide rail option is selected.</p> <p>Note: Savannah and SavannahPP – not eligible for Colourtone, primer or Prism Paints unless ordered as 5-Piece MDF, see Section 5 for product details. See SavannahMT design if primer, Colourtones or Prism Paint are required.</p>

Miter Raised Panel Doors



CRP-10 Miter


matching drawer front available



7-1/2" x 7-1/2"

2-5/16" framing

Slant raise shown



CRP-10191

matching drawer front available



7-1/8" x 7-1/8"

2-1/2" framing

3/8" Reverse G-Cove
raise shown



CRP-10318

matching drawer front available



8-7/8" x 8-7/8"


2-15/16" framing

Louis XIII raise shown
5/16" radius corners on
framing standard



CRP-10334


matching drawer front available



7-1/2" x 7-1/2"

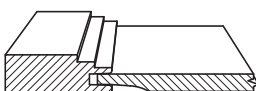
2-5/16" framing

Slant raise shown



CRP-10382

matching drawer front available



6-3/4" x 6-3/4"

2-5/16" framing

3/8" Reverse G-Cove
raise shown



CRP-10533


matching drawer front available



7-1/2" x 7-1/2"


2-5/16" framing

Slant raise shown



CRP-10751

matching drawer front available



7-1/2" x 7-1/2"

2-5/16" framing

Slant raise shown



CRP-10827

matching drawer front available



7-1/2" x 7-1/2"

2-5/16" framing

Slant raise shown

Due to construction complexity, all multiple panel miter doors will include an additional charge per middle and upright rail plus the per-panel Design Charge. Vertical grain direction standard unless otherwise noted; horizontal grain available upon request. Minimums listed are based on panel raise shown and will vary by raise; see Offering and Availability for additional options. Framing width listed is determined by measuring across the back of the framing unless otherwise noted.

Offering And Availability

All Conestoga products are available in a wide variety of specifications to satisfy your custom needs. The information below indicates any exceptions or limitations pertaining to the designs on the previous page. For a detailed listing of a particular product specification, refer to the page indicated.

Species	
Material Pricing Guide	CRP-10191 – all 3/4" species available except Bamboo, Rift Cut Red Oak and Rustic Knotty. All other designs – all 3/4" species available except Rift Cut Red Oak and Rustic Knotty. CRP-10 Miter – all 1" species available except Bamboo, Rift Cut Red Oak and Rustic Knotty.
Edge Profiles	
pg 7.1	CRP-10 Miter – all 3/4" and 1" profiles available. CRP-10382, CRP-10533 and CRP-10751 – all 3/4" profiles available. CRP-10318 – standard as shown, C-2, LC-2 and PRS-2 profiles also available. CRP-10191, CRP-10334 and CRP-10827 – design specific, no options available.
Framing Beads	
pg 7.2	CRP-10 Miter – all 3/4" and 1" profiles available. All other designs – design specific, no options available.
Panel Raises	
pg 7.2A	CRP-10 Miter – all 3/4" and 1" profiles available. All other designs – all 3/4" profiles available.
Options	
pgs 7.3-7.15	All designs – back-routed hand pull, sample ID label, concealed hinge boring, distressing, G-012, G-015 and G-056 panel grooves, Soss hinge boring and wear sanding. CRP-10318 – radius corners standard, square corners can be specified. Note: Prefinished CRP-10191, CRP-10318, CRP-10334 designs in specific specie and finish combinations will receive the Wood Conditioner Option unless instructed not to by customer.
Mullions/Frame Only	
pgs 6.1-6.13	All designs - available in frame only and mullions. CRP-10 Miter mullion incurs standard lite charges. All other mullion designs incur special lite charges.
Matching/Complementary Drawer Fronts	
pgs 4.28-4.29, 4.62-4.63	All available.

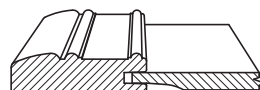
Miter Raised Panel Doors


CRP-10875
matching drawer front available


8-5/8" x 8-5/8"

2-7/8" framing

Slant raise shown


CRP-10946
matching drawer front available


8" x 8"

2-15/16" framing

 3/8" Reverse G-Cove
 raise shown

CRP-1389
matching drawer front available


7-1/2" x 7-1/2"

2-5/16" framing

Slant raise shown


CRP-1420
matching drawer front available


8-1/4" x 8-1/4"

2-11/16" framing

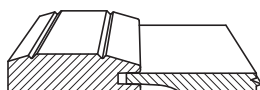
Slant raise shown


Presidential Miter
matching drawer front available


7-7/8" x 7-7/8"


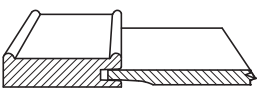
2-1/2" framing

Presidential raise shown


Prestige
matching drawer front available



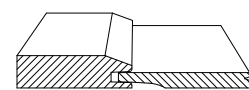
7-7/8" x 7-7/8"

2-7/8" framing

 3/8" Reverse G-Cove
 raise shown

Rothsford
matching drawer front available


7-3/4" x 7-3/4"

2-3/4" framing

 3/8" Reverse G-Cove
 raise shown

Rutland
matching drawer front available


7-1/2" x 7-1/2"

2-11/16" framing

 3/8" Reverse G-Cove
 raise shown


Due to construction complexity, all multiple panel miter doors will include an additional charge per middle and upright rail plus the per-panel Design Charge. Vertical grain direction standard unless otherwise noted; horizontal grain available upon request. Minimums listed are based on panel raise shown and will vary by raise; see Offering and Availability for additional options. Framing width listed is determined by measuring across the back of the framing unless otherwise noted.

Offering And Availability

All Conestoga products are available in a wide variety of specifications to satisfy your custom needs. The information below indicates any exceptions or limitations pertaining to the designs on the previous page. For a detailed listing of a particular product specification, refer to the page indicated.

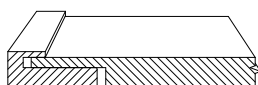
Species	
Material Pricing Guide	Rothsford - All 3/4" species available except Bamboo, Rift Cut Red Oak, Rift Cut White Oak and Rustic Knotty. All other designs – all 3/4" species available except Rift Cut Red Oak and Rustic Knotty.
Edge Profiles	
pg 7.1	CRP-1389, Presidential Miter and Rutland – all 3/4" profiles available. All other designs – design specific, no options available.
Framing Beads	
pg 7.2	All designs – design specific, no options available.
Panel Raises	
pg 7.2A	All designs – all 3/4" profiles available.
Options	
pgs 7.3-7.15	<p>All designs – back-routed hand pull, sample ID label, distressing, G-012, G-015 and G-056 panel grooves and wear sanding. All designs except CRP-1389 and Presidential Miter – all concealed hinge boring patterns available. CRP-1389 and Presidential Miter – pattern A concealed hinge boring only. CRP-10875, CRP-1389, CRP-1420, Presidential Miter, Rothsford and Rutland - Soss rout also available.</p> <p>Note: Prefinished CRP-10875, CRP-10946, CRP-1420, Prestige and Rothsford designs in specific specie and finish combinations will receive the Wood Conditioner Option unless instructed not to by customer.</p>
Mullions/Frame Only	
pgs 6.1-6.13	All designs - available in frame only and mullions. All mullion designs incur special lite charges.
Matching/Complementary Drawer Fronts	
pgs 4.28-4.31, 4.62-4.63	All available.

Miter Raised Panel Doors



Venus


matching drawer front available



5-1/4" x 5-1/4"

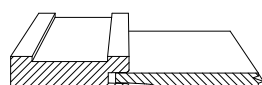
13/16" wide framing on face

25/32" thick framing



Woodhull

matching drawer front available



7-3/4" x 7-3/4"

2-3/4" framing

3/8" Reverse G-Cove shown

Due to construction complexity, all multiple panel miter doors will include an additional charge per middle and upright rail plus the per-panel Design Charge. Vertical grain direction standard unless otherwise noted; horizontal grain available upon request. Minimums listed are based on panel raise shown and will vary by raise; see Offering and Availability for additional options. Framing width listed is determined by measuring across the back of the framing unless otherwise noted.

Offering And Availability

All Conestoga products are available in a wide variety of specifications to satisfy your custom needs. The information below indicates any exceptions or limitations pertaining to the designs on the previous page. For a detailed listing of a particular product specification, refer to the page indicated.

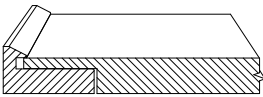
Species	
Material Pricing Guide	Venus - all 3/4" species available except Bamboo, Paint Grade and Rustic Knotty and all 1" species available except Rustic Knotty. 1" species must be ordered as VENUS78. Woodhull – all 3/4" species available except Bamboo, Rift Cut Red Oak, Rift Cut White Oak and Rustic Knotty.
Edge Profiles	
pg 7.1	Venus - B-2, L-034, L-149, L-253, L-686, L-1160, Machine Edge and V-2 only. Woodhull – design specific, no options available.
Framing Beads	
pg 7.2	Venus and Woodhull – design specific, no options available.
Panel Raises	
pg 7.2A	Venus – design specific, no options available. Woodhull – all 3/4" profiles available.
Options	
pgs 7.3-7.15	Venus – concealed hinge boring, panel grooves, back-routed hand pull, sample ID label, antiquing, weathered grain, distressing, wear sanding and hybrid seal coat. Woodhull – back-routed hand pull, sample ID label, distressing, G-012, G-015 and G-056 panel grooves, wear sanding, concealed hinge boring and Soss hinge rout. Note: Prefinished Woodhull design in specific specie and finish combinations will recieve the Wood Conditioner Option unless instructed not to by the customer. Truetone finishes not available.
Mullions/Frame Only	
pgs 6.1-6.13	Venus - available in frame only and mullions in all eligible species. Multi-panel frame only doors not available. Woodhull – available in frame only and mullions. Note: The Venus frame only must be ordered as VENUSFO. The overall framing width on the face of the frame only door is 2-1/2".

Miter Plywood Slab Doors (1" Thick)



AspenPP

matching drawer front available

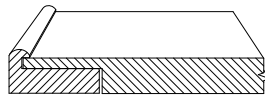


5-1/4" x 5-1/4"
1/2" wide framing
on face
1" thick framing
3/4" Veneered panel



BoulderPP

matching drawer front available

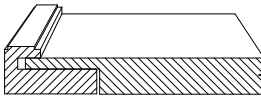


5-1/4" x 5-1/4"
7/16" wide framing
on face
15/16" thick framing
3/4" Veneered panel



FargoPP

matching drawer front available

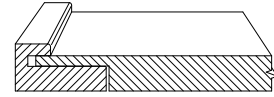


5-1/4" x 5-1/4"
13/16" wide framing on
face
1" thick framing
3/4" Veneered panel



OmahaPP

matching drawer front available

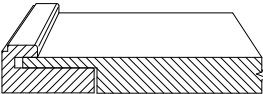


5-1/4" x 5-1/4"
3/4" wide framing
on face
1" thick framing
3/4" Veneered panel



TopekaPP

matching drawer front available



5-1/4" x 5-1/4"
3/4" wide framing
on face
1" thick framing
3/4" Veneered panel

All plywood panel designs use a veneered, composite core panel. All plywood panels except Red and White Birch, Quarter Sawn White Oak and Rift Cut Red and White Oak use a plain sliced or half round face and plain sliced or rotary back veneer. Red and White Birch use a rotary face and back. Quarter Sawn White Oak uses a quarter sawn face and plain sliced back. 3/4" thick Rift Cut Red and White Oak panels use rift cut on face and back. All other rift cut plywood use rift cut veneer on face, plain slice on back. Vertical grain direction standard unless otherwise noted; horizontal grain available upon request. Framing width listed is determined


Offering And Availability

All Conestoga products are available in a wide variety of specifications to satisfy your custom needs. The information below indicates any exceptions or limitations pertaining to the designs on the previous page. For a detailed listing of a particular product specification, refer to the page indicated.

Species	
Material Pricing Guide	All designs – 1" Cherry, Hard Maple, Paint Grade Hard Maple Hybrid, Rift Cut Red Oak, Rift Cut White Oak and Walnut – see chart below for pricing.
Edge Profiles	
pg 7.1	All designs – design specific, no options available.
Framing Beads	
pg 7.2	All designs – design specific, no options available.
Panel Raises	
pg 7.2A	All designs have 3/4" veneered panel, except PGHM Hybrid which is a 3/4" MDF panel.
Options	
pgs 7.3-7.15	All designs - concealed hinge boring, sample ID label, antiquing, distressing and wear sanding.
Mullions/Frame Only	
pgs 6.1-6.13	All designs - mullions not available. Frame only doors available in all eligible species. See pricing chart below. Multi-panel frame only doors not available. Note: The overall framing width on the face of the frame only door is 2-1/2".
Matching/Complementary Drawer Fronts	
pgs 4.32-4.33	All available.

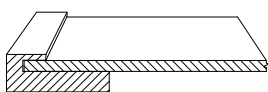
Material Charges			
Specie	Price	Specie	Price
Cherry		Oak, White, Rift Cut	
Maple, Hard		PGHM Hybrid	
Oak, Red, Rift Cut		Walnut	

Miter Plywood Panel Doors



Juno


matching drawer front available




5-1/4" x 5-1/4"
 13/16" wide framing on face
 25/32" thick
 1/4" Veneered panel



Presidential MiterPP



5-3/8" x 5-3/8"
 2-1/2" framing
 1/4" Veneered panel



RutlandPP


matching drawer front available




6-3/8" x 6-3/8"
 2-11/16" framing
 1/4" Veneered panel



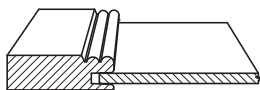
TW-10 Miter



5" x 5"
 2-5/16" framing
 1/4" Veneered panel




TW-10533




5" x 5"
 2-5/16" framing
 1/4" Veneered panel




TW-10751



5" x 5"
 2-5/16" framing
 1/4" Veneered panel



TW-10827



5" x 5"
 2-5/16" framing
 1/4" Veneered panel

Due to construction complexity, all multiple panel miter doors will include an additional charge per middle and upright rail plus the per-panel Design Charge. All plywood panel designs use a veneered, composite core panel. All plywood panels except Red and White Birch, Quarter Sawn White Oak and Rift Cut Red and White Oak use a plain sliced or half round face and plain sliced or rotary back veneer. Red and White Birch use a rotary face and back. Quarter Sawn White Oak uses a quarter sawn face and plain sliced back. Rift Cut Red Oak uses a rift cut on face and back. Rift Cut White Oak uses a rift cut face and plain sliced back. Vertical grain direction standard unless otherwise noted; horizontal grain available upon request. Framing width listed is determined by measuring across the back of the framing unless otherwise noted.

Offering And Availability


All Conestoga products are available in a wide variety of specifications to satisfy your custom needs. The information below indicates any exceptions or limitations pertaining to the designs on the previous page. For a detailed listing of a particular product specification, refer to the page indicated.

Species	
Material Pricing Guide	Juno – 3/4" Cherry, Hard Maple, Paint Grade Hard Maple Hybrid, Red Oak, Rift Cut Red Oak, Rift Cut White Oak and Walnut. Presidential MiterPP, RutlandPP, TW-10 Miter, TW-10533, TW-10751 and TW-10827 – all 3/4" species available except Rift Cut Red Oak, Rustic Knotty and Soft Maple. TW-10 Miter – all 1" species available except Rift Cut Red Oak, Rustic Knotty and Soft Maple.
Edge Profiles	
pg 7.1	Juno – B-2, L-034, L-149, L-253, L-686, L-1160, Machine Edge and V-2 only. TW-10827 – design specific, no options available. TW-10 – all 3/4" and 1" profiles available. All other designs – all 3/4" profiles available.
Framing Beads	
pg 7.2	TW-10 Miter – all available. All other designs – design specific, no options available.
Panel Raises	
pg 7.2A	All designs – 1/4" veneered panel only, except PGHM Hybrid, which is a MDF panel.
Options	
pgs 7.3-7.15	Juno – concealed hinge boring, panel grooves, back-routed hand pull, sample ID label, antiquing, weathered grain, distressing and wear sanding. All other designs – G-012, G-015, G-056 panel grooves, back-routed hand pull, sample ID label, concealed hinge boring, distressing and wear sanding. All designs – Soss hinge boring available except TW-10827. No hinge rout patterns B & C on Presidential MiterPP.
Mullions/Frame Only	
pgs 6.1-6.13	Juno – available in frame only and mullions in all eligible species. Multi-panel frame only doors not available. All other designs – available in frame only and mullions, mullions incur special lite charges except TW-10 Miter. Note: The Juno frame only must be ordered as JUNOFO. The overall framing width on the face of the frame only door is 2-1/2".
Matching/Complementary Drawer Fronts	
pgs 4.30-4.31, 4.62-4.63	Matching drawer fronts available for Juno and RutlandPP.

Miter Drawer Fronts



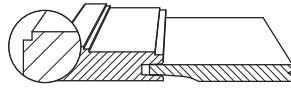
CRP-10 Miter



7-1/2" x 7-1/2"
 2-5/16" framing
 Slant raise shown



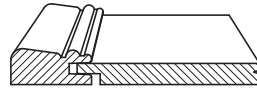
CRP-10191



5-1/2" x 5-1/8"
 1-1/2" framing
 3/8" Reverse G-Cove shown



CRP-10318



4-3/4" x 4-3/4"
 1-3/4" framing
 P-057 raise shown



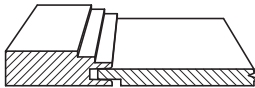
CRP-10334



4-7/8" x 4-7/8"
 2" framing
 P-057 raise shown



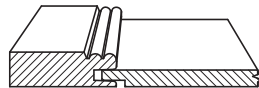
CRP-10382




5-1/2" x 5-1/2"
 2-5/16" framing
 P-057 raise shown



CRP-10533



5-1/2" x 5-1/2"
 2-5/16" framing
 P-057 raise shown




CRP-10751



5-1/2" x 5-1/2"
 2-5/16" framing
 P-057 raise shown



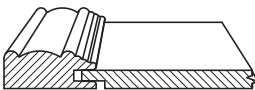
CRP-10827



5-1/2" x 5-1/2"
 2-5/16" framing
 P-057 raise shown



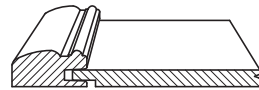
CRP-10875



4-7/8" x 4-7/8"
 2" framing
 P-057 raise shown



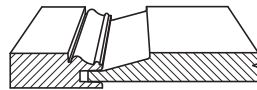
CRP-10946



4-3/4" x 4-3/4"
 1-5/8" framing
 P-057 raise shown



CRP-1389



6-7/8" x 6-7/8"
 2" framing
 Slant raise shown

Horizontal grain direction standard unless otherwise noted; vertical grain available upon request. Minimums listed are based on panel raise shown and will vary by raise; see Offering and Availability for additional options. Framing width listed is determined by measuring across the back of the framing unless otherwise noted.

Offering And Availability

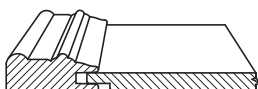
All Conestoga products are available in a wide variety of specifications to satisfy your custom needs. The information below indicates any exceptions or limitations pertaining to the designs on the previous page. For a detailed listing of a particular product specification, refer to the page indicated.

Species	
Material Pricing Guide	CRP-10 Miter, CRP-10318, CRP-10334, CRP-10382, CRP-10533, CRP-10751, CRP-10827, CRP-10875, CRP-10946 and CRP-1389 – all 3/4" species available except Rift Cut Red Oak and Rustic Knotty. CRP-10191 – all 3/4" species available except Bamboo, Rift Cut Red Oak and Rustic Knotty. CRP-10 Miter – all 1" species available except Bamboo, Rift Cut Red Oak and Rustic Knotty.
Edge Profiles	
pg 7.1	CRP-10191, CRP-10334, CRP-10827, CRP-10875 and CRP-10946 – design specific, no options available. CRP-10318 – standard as shown, C-2, LC-2, PRS-2 also available. CRP-1389 – all 3/4" profiles available except B and C. All other designs – all 3/4" profiles available.
Framing Beads	
pg 7.2	CRP-10 Miter – all 3/4" and 1" profiles available. All other designs – design specific, no options available.
Panel Raises	
pg 7.2A	All designs – all 3/4" profiles available. CRP-10 Miter – all 3/4" and 1" profiles available.
Options	
pgs 7.3-7.15	<p>All designs – back-routed hand pull, sample ID label, G-012, G-015 and G-056 panel grooves, distressing and wear sanding.</p> <p>Note: Prefinished CRP-10191, CRP-10318, CRP-10334, CRP-10875 and CRP-10946 designs in specific specie and finish combinations will receive the Wood Conditioner Option unless instructed not to by customer.</p>

Miter Drawer Fronts



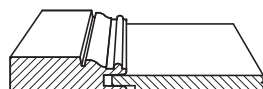
CRP-1420



4-7/8" x 4-7/8"
 2" framing
 P-057 raise shown



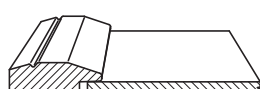
Presidential Miter



5-7/8" x 5-7/8"
 2-1/2" framing
 P-057 raise shown



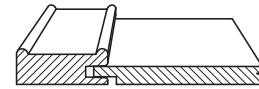
Prestige



4-7/8" x 4-7/8"
 2" framing
 P-057 raise shown



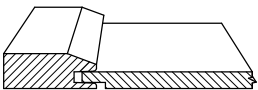
Rothsford



4-7/8" x 4-7/8"
 2" framing
 P-057 raise shown



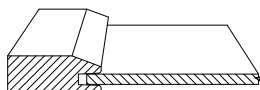
Rutland




5" x 5"
 2-1/16" framing
 P-057 raise shown



RutlandPP



5" x 5"
 2-1/16" framing
 1/4" Veneered Panel



Juno



5-1/4" x 4-7/8"
 13/16" wide framing on face
 25/32" thick framing
 9/16" Veneered panel



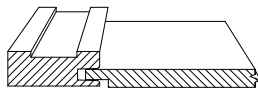
Venus



5-1/4" x 4-7/8"
 13/16" wide framing on face
 25/32" thick framing



Woodhull



4-7/8" x 4-7/8"
 2" framing
 P-057 raise shown

All plywood panel designs use a veneered, composite core panel. All plywood panels except Red and White Birch, Quarter Sawn White Oak and Rift Cut Red and White Oak use a plain sliced or half round face and plain sliced or rotary back veneer. Red and White Birch use a rotary face and back. Quarter Sawn White Oak uses a quarter sawn face and plain sliced back. Rift Cut Red Oak uses a rift cut on face and back. Rift Cut White Oak uses a rift cut face and plain sliced back. Horizontal grain direction standard unless otherwise noted; vertical grain available upon request. Minimums listed are based on panel raise shown and will vary by raise; see Offering and Availability for additional options. Framing width listed is determined by measuring across the back of the framing unless otherwise noted.

Custom Products | Summer 2025

Offering And Availability

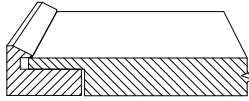
All Conestoga products are available in a wide variety of specifications to satisfy your custom needs. The information below indicates any exceptions or limitations pertaining to the designs on the previous page. For a detailed listing of a particular product specification, refer to the page indicated.

Species	
Material Pricing Guide	CRP-1420, Presidential Miter and Prestige – all 3/4" species available except Rift Cut Red Oak and Rustic Knotty. Juno – 3/4" Cherry, Hard Maple, Paint Grade Hard Maple Hybrid, Red Oak, Rift Cut Red Oak, Rift Cut White Oak and Walnut. Rothsford – all 3/4" species available except Rift Cut Red Oak, Rift Cut White Oak and Rustic Knotty. Rutland and Woodhull – all 3/4" species available except Bamboo, Rift Cut Red Oak, Rift Cut White Oak and Rustic Knotty. RutlandPP – all 3/4" species available except Bamboo, Rift Cut Red Oak, Rift Cut White Oak, Rustic Knotty and Soft Maple. Venus - all 3/4" species available except Bamboo, Paint Grade and Rustic Knotty and all 1" species available except Rustic Knotty. 1" species must be ordered as VENUS78.
Edge Profiles	
pg 7.1	CRP-1420, Prestige, Rothsford and Woodhull – design specific, no options available. Juno and Venus – B-2, L-034, L-149, L-253, L-686, L-1160, Machine Edge and V-2 only. All other designs – all 3/4" profiles available.
Framing Beads	
pg 7.2	All designs – design specific, no options available.
Panel Raises	
pg 7.2A	Juno – 9/16" veneered panel, except PGHM Hybrid which is an 5/8" MDF panel. RutlandPP – 1/4" veneered panel only. Venus - design specific, no options available. All other designs – all 3/4" profiles available.
Options	
pgs 7.3-7.15	Juno and Venus - panel grooves, back-routed hand pull, sample ID label, antiquing, weathered grain, distressing and wear sanding. All other designs – back-routed hand pull, sample ID label, G-012, G-015 and G-056 panel grooves, distressing and wear sanding. Note: Prefinished CRP-1420, Prestige, Rothsford and Woodhull designs in specific specie and finish combinations will receive the Wood Conditioner Option unless instructed not to by customer. Woodhull not available with Truetone finishes.

Miter Drawer Fronts



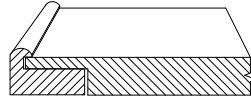
AspenPP



4-3/4" x 4-3/4"
1/2" wide framing
on face
1" thick framing
3/4" Veneered panel



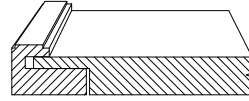
BoulderPP



4-3/4" x 4-3/4"
7/16" wide framing
on face
15/16" thick framing
3/4" Veneered panel



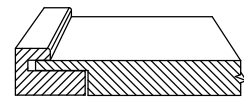
FargoPP



4-3/4" x 4-3/4"
13/16" wide framing
on face
1" thick framing
3/4" Veneered panel



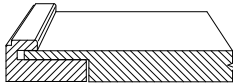
OmahaPP



4-3/4" x 4-3/4"
3/4" wide framing
on face
1" thick framing
3/4" Veneered panel



TopekaPP



4-3/4" x 4-3/4"
3/4" wide framing
on face
1" thick framing
3/4" Veneered panel

All plywood panel designs use a veneered, composite core panel. All plywood panels except Red and White Birch, Quarter Sawn White Oak and Rift Cut Red and White Oak use a plain sliced or half round face and plain sliced or rotary back veneer. Red and White Birch use a rotary face and back. Quarter Sawn White Oak uses a quarter sawn face and plain sliced back. 3/4" thick Rift Cut Red and White Oak panels use rift cut on face and back. Horizontal grain direction standard unless otherwise noted; verticle grain available upon request. Minimums listed are based on panel raise shown and will vary by raise; see Offering and availability for additional options. Framing width listed is determined by measuring across the back of the framing unless otherwise noted.

Offering And Availability

All Conestoga products are available in a wide variety of specifications to satisfy your custom needs. The information below indicates any exceptions or limitations pertaining to the designs on the previous page. For a detailed listing of a particular product specification, refer to the page indicated.

Species	
Material Pricing Guide	All designs – 1" Cherry, Hard Maple, Paint Grade Hard Maple Hybrid, Rift Cut Red Oak, Rift Cut White Oak and Walnut – see chart below for pricing.
Edge Profiles	
pg 7.1	All designs – design specific, no options available.
Framing Beads	
pg 7.2	All designs – design specific, no options available.
Panel Raises	
pg 7.2A	All designs have 3/4" veneered panel, except PGHM Hybrid which is a MDF panel.
Options	
pgs 7.3-7.15	All designs – sample ID label, antiquing, distressing and wear sanding.

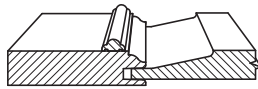
Material Charges			
Specie	Price	Specie	Price
Cherry		Oak, White, Rift Cut	
Maple, Hard		PGHM Hybrid	
Oak, Red, Rift Cut		Walnut	

Applied Moulding Doors



CRP-10A48

matching drawer front available



9-3/8" x 9-3/8"

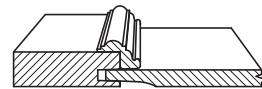
3" framing

P-008 raise shown



CRP-10161

matching drawer front available



7" x 6-3/4"

2-1/4" framing

3/8" Reverse G-Cove
raise shown



CRP-101728

matching drawer front available



7" x 6-3/4"

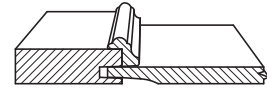
2-1/4" framing

3/8" Reverse G-Cove
raise shown



CRP-10797

matching drawer front available



7" x 6-3/4"

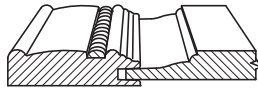
2-1/4" framing

3/8" Reverse G-Cove
raise shown



LaSalle

matching drawer front available



8-5/8" x 8-5/8"

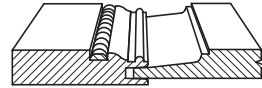
2-7/8" framing

M-Bead raise shown



Marquis

matching drawer front available



8-7/8" x 8-7/8"

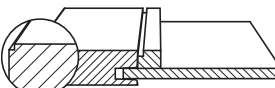
2-15/16" framing

Louis XIII raise shown



Radcliffe

matching drawer front available



7-1/4" x 7-1/4"

2-1/4" framing

1/4" Veneered panel

Due to construction complexity, all multiple panel miter doors include an additional charge per middle and upright rail plus the per-panel Design Charge. All plywood panel designs use a veneered, composite core panel. All plywood panels except Red and White Birch, Quarter Sawn White Oak and Rift Cut Red and White Oak use a plain sliced or half round face and plain sliced or rotary back veneer. Red and White Birch use a rotary face and back. Quarter Sawn White Oak uses a quarter sawn face and plain sliced back. Rift Cut Red Oak uses a rift cut on face and back. Rift Cut White Oak uses a rift cut face and plain sliced back. Vertical grain direction standard unless otherwise noted; horizontal grain available upon request. Minimums listed are based on panel raise shown and will vary by raise; see Offering and Availability for additional options. Framing width listed is determined by measuring across the back of the framing unless otherwise noted.

Offering And Availability

All Conestoga products are available in a wide variety of specifications to satisfy your custom needs. The information below indicates any exceptions or limitations pertaining to the designs on the previous page. For a detailed listing of a particular product specification, refer to the page indicated.

Species	
Material Pricing Guide	LaSalle and Marquis – 3/4" Alder, Cherry, Hard Maple, Paint Grade Hard Maple, Red Oak and Soft Maple only. Alder and Cherry utilize Cherry Rope moulding. Hard Maple, Paint Grade Hard Maple and Soft Maple utilize Hard Maple Rope moulding. Red Oak utilizes Red Oak Rope moulding. Radcliffe – 3/4" Cherry, Hard Maple, Paint Grade Hard Maple Hybrid, Quarter Sawn White Oak, Red Oak, Rift Cut Red Oak, Rift Cut White Oak and White Oak only. All other designs – all 3/4" species available. Note: Applied moulding designs produced in Quarter Sawn White Oak, Rift Cut Red Oak and Rift Cut White Oak utilize Standard grade applied mouldings and may contain small cathedrals, angled grain or other characteristics of flat cut Red and White Oak lumber, which are considered acceptable.
Edge Profiles	
pg 7.1	LaSalle – design specific, no options available. Radcliffe – standard as shown (L-966), all other 3/4" profiles available. All other designs all 3/4" profiles available.
Framing Beads	
pg 7.2	CRP-10A48 – all 3/4" profiles available. All other designs – design specific, no options available.
Panel Raises	
pg 7.2A	CRP-10A48, LaSalle and Marquis – all 3/4" profiles available. CRP-10161 and CRP-101728 – P-057, P-602, Presidential and Reverse G-Cove only. CRP-10797 – M-Bead, P-057, P-602, Presidential, Reverse G-Cove and RM only. Radcliffe – 1/4" veneered panel only.
Options	
pgs 7.3-7.15	LaSalle and Marquis – all available except pegs, Essex Rout and radius corners. All other designs – all options available except Essex Rout.
Mullions/Frame Only	
pgs 6.1-6.13	All designs – available in frame only and mullions. All mullion designs except CRP-10A48 incur special lite charges.
Matching/Complementary Drawer Fronts	
pgs 4.38-4.39, 4.62-4.63	All available.

M&T Applied Moulding Doors



Ridgemont

matching drawer front available



9" x 9"

2-3/4" framing

P-602 raise shown



Verona


matching drawer front available



7-1/4" x 7-1/4"

2-1/4" framing

1/4" Veneered panel



Wayland

matching drawer front available



7" x 6-3/4"

2-1/4" framing

3/8" Reverse G-Cove
raise shown

All plywood panel designs use a veneered, composite core panel. All plywood panels except Red and White Birch, Quarter Sawn White Oak and Rift Cut Red and White Oak use a plain sliced or half round face and plain sliced or rotary back veneer. Red and White Birch use a rotary face and back. Quarter Sawn White Oak uses a quarter sawn face and plain sliced back. Rift Cut Red Oak uses a rift cut on face and back. Rift Cut White Oak uses a rift cut face and plain sliced back. Vertical grain direction standard unless otherwise noted; horizontal grain available upon request. Minimums listed are based on panel raise shown and will vary by raise; see Offering and Availability for additional options. Framing width listed is determined by measuring across the back of the framing unless otherwise noted.

Offering And Availability

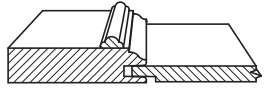
All Conestoga products are available in a wide variety of specifications to satisfy your custom needs. The information below indicates any exceptions or limitations pertaining to the designs on the previous page. For a detailed listing of a particular product specification, refer to the page indicated.

Species	
Material Pricing Guide	Ridgemont and Wayland – all 3/4" species available. Verona – all 3/4" species available except Rustic Knotty and Soft Maple. Note: Applied moulding designs produced in Quarter Sawn White Oak, Rift Cut Red Oak and Rift Cut White Oak utilize Standard grade applied mouldings and may contain small cathedrals, angled grain or other characteristics of flat cut Red and White Oak lumber, which are considered acceptable.
Edge Profiles	
pg 7.1	All designs – all 3/4" profiles available.
Framing Beads	
pg 7.2	All designs – design specific, no options available. Note: Verona – applied moulding is installed against the framing bead, but does not overlap. This construction can result in a black line between the framing bead and applied moulding when using painted finishes and is not considered a defect. To avoid this potential issue, order the TW-101728 when utilizing a painted finish.
Panel Raises	
pg 7.2A	Verona – 1/4" veneered panel only. Ridgemont – P-057, P-602 and Reverse G-Cove only. Wayland – P-057, P-602, M-Bead, Presidential, Reverse G-Cove and RM only.
Options	
pgs 7.3-7.15	All options available.
Mullions/Frame Only	
pgs 6.1-6.13	All designs available in frame only and mullions except Verona. For Verona frame only or mullion design, order as CRP-101728 with 2-7/16" framing. Ridgemont mullion – incurs special lite charges. Wayland mullion – incurs standard lite charges.
Matching/Complementary Drawer Fronts	
pgs 4.38-4.39, 4.62-4.63	All available.

Applied Moulding Drawer Fronts



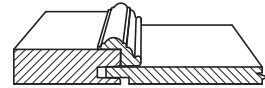
CRP-10A48



8-3/8" x 4-7/8"
2" rails
3" stiles
P-057 raise shown



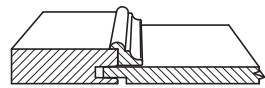
CRP-10161



7" x 4-1/8"
1-1/2" rails
2-1/4" stiles
P-057 raise shown



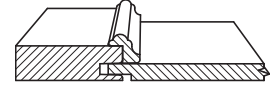
CRP-101728



7" x 4-1/2"
1-1/2" rails
2-1/4" stiles
P-057 raise shown



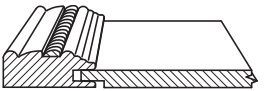
CRP-10797



7" x 4"
1-1/2" rails
2-1/4" stiles
P-057 raise shown



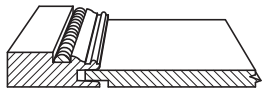
LaSalle



4-7/8" x 4-7/8"
2" framing
P-057 raise shown



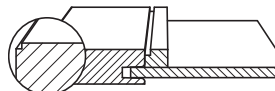
Marquis



4-7/8" x 4-7/8"
2" framing
P-057 raise shown



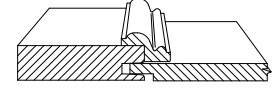
Radcliffe



7-1/4" x 5-5/8"
1-1/2" rails
2-1/4" stiles
1/4" Veneered panel



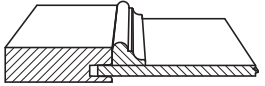
Ridgemont



7-7/8" x 4-3/4"
1-1/2" rails
2-3/4" stiles
P-057 raise shown



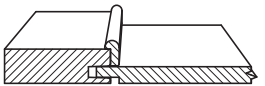
Verona



7-1/4" x 5-5/8"
1-1/2" rails
2-1/4" stiles
1/4" Veneered panel



Wayland



7" x 4"
1-1/2" rails
2-1/4" stiles
P-057 raise shown

All plywood panel designs use a veneered, composite core panel. All plywood panels except Red and White Birch, Quarter Sawn White Oak and Rift Cut Red and White Oak use a plain sliced or half round face and plain sliced or rotary back veneer. Red and White Birch use a rotary face and back. Quarter Sawn White Oak uses a quarter sawn face and plain sliced back. Rift Cut Red Oak uses a rift cut on face and back. Rift Cut White Oak uses a rift cut face and plain sliced back. Horizontal grain direction standard unless otherwise noted; vertical grain available upon request. Minimums listed are based on panel raise shown and will vary by raise; see Offering and Availability for additional options. Framing width listed is determined by measuring across the back of the framing unless otherwise noted.

Offering And Availability

All Conestoga products are available in a wide variety of specifications to satisfy your custom needs. The information below indicates any exceptions or limitations pertaining to the designs on the previous page. For a detailed listing of a particular product specification, refer to the page indicated.

Species	
Material Pricing Guide	<p>LaSalle and Marquis – 3/4" Alder, Cherry, Hard Maple, Paint Grade Hard Maple, Red Oak and Soft Maple only. Alder and Cherry utilize Cherry Rope moulding. Hard Maple, Paint Grade Hard Maple and Soft Maple utilize Hard Maple Rope moulding. Red Oak utilize Red Oak Rope moulding. Radcliffe – 3/4" Cherry, Hard Maple, Paint Grade Hard Maple Hybrid, Quarter Sawn White Oak, Red Oak, Rift Cut Red Oak, Rift Cut White Oak and White Oak only. Verona – all 3/4" species available except Rustic Knotty and Soft Maple. All other designs – all 3/4" species available.</p> <p>Note: Applied moulding designs produced in Quarter Sawn White Oak, Rift Cut Red Oak and Rift Cut White Oak utilize Standard grade applied mouldings and may contain small cathedrals, angled grain or other characteristics of flat cut Red and White Oak lumber, which are considered acceptable.</p>
Edge Profiles	
pg 7.1	<p>LaSalle – design specific, no options available. Radcliffe – standard as shown (L-966), all other 3/4" profiles available. All other designs – all 3/4" profiles available.</p> <p>CRP-10A48 – all 1" profiles available.</p>
Framing Beads	
pg 7.2	<p>CRP-10A48 – all 3/4" and 1" profiles available. All other designs – design specific, no options available.</p>
Panel Raises	
pg 7.2A	<p>CRP-10161 – design specific, no options available. CRP-10A48 – all 3/4" and 1" profiles available. CRP-101728 – P-057, P-602, Presidential and Reverse G-Cove only. CRP-10797 – P-057, M-Bead, Presidential, Reverse G-Cove and RM only. LaSalle and Marquis – all 3/4" profiles available. Radcliffe and Verona – 1/4" plywood panel only. Ridgemont – P-057, P-602 and Reverse G-Cove only. Wayland – P-057, P-602, M-Bead, Presidential, Reverse G-Cove and RM only.</p>
Options	
pgs 7.3-7.15	<p>LaSalle – back-routed hand pull and sample ID label only. Marquis – G-012, G-056 panel grooves, radius corners, distressing, wear sanding, sample ID label and back-routed hand pull. All other designs – back-routed hand pull, sample ID label, distressing, G-012 G-015 and G-056 panel grooves, pegs, radius corners and wear sanding.</p> <p>Note: Verona – applied moulding is installed against the framing bead, but does not overlap. This construction can result in a black line between the framing bead and applied moulding when using painted finishes and is not considered a defect. To avoid this potential issue, order the TW-101728 when utilizing a painted finish.</p> <p>Prefinished LaSalle drawer front in specific specie and finish combinations will receive the Wood Conditioner Option unless instructed not to by customer.</p>

Applied Moulding – Plywood Slab Doors



Aspen

matching drawer front available



4" x 4"

1/2" wide moulding

on face

1" thick moulding

3/4" Veneered panel



Boulder

matching drawer front available



4" x 4"

7/16" wide moulding

on face

15/16" thick moulding

3/4" Veneered panel



Fargo

matching drawer front available



4" x 4"

13/16" wide moulding

on face

1" thick moulding

3/4" Veneered panel



Omaha

matching drawer front available



4" x 4"

3/4" wide moulding

on face

1" thick moulding

3/4" Veneered panel



Topeka

matching drawer front available



4" x 4"

3/4" wide moulding

on face


1" thick moulding

3/4" Veneered panel

All plywood panel designs use a veneered, composite core panel. All plywood panels except Red and White Birch, Quarter Sawn White Oak and Rift Cut Red and White Oak use a plain sliced or half round face and plain sliced or rotary back veneer. Red and White Birch use a rotary face and back. Quarter Sawn White Oak uses a quarter sawn face and plain sliced back. 3/4" thick Rift Cut Red and White Oak panels use rift cut on face and back. All other rift cut plywood uses rift cut veneer on face, plain slice on back. Vertical grain direction standard unless otherwise noted; horizontal grain available upon request.

Offering And Availability

All Conestoga products are available in a wide variety of specifications to satisfy your custom needs. The information below indicates any exceptions or limitations pertaining to the designs on the previous page. For a detailed listing of a particular product specification, refer to the page indicated.

Species	
Material Pricing Guide	All designs – 1" Cherry, Hard Maple, Paint Grade Hard Maple Hybrid, Rift Cut White Oak and Walnut – see chart below for pricing.
Edge Profiles	
pg 7.1	All designs – design specific, no options available.
Framing Beads	
pg 7.2	All designs – design specific, no options available.
Panel Raises	
pg 7.2A	All designs have 3/4" veneered panel, except PGHM Hybrid which is a 3/4" MDF panel.
Mullions/Frame Only	
pg 6.1-6.13	<p>All designs – mullions not available. Frame only doors available in all eligible species. See pricing chart below. Because the frame only design uses drill & dowel construction, vertical joint lines are visible where rails intersect with stiles.</p> <p>Note: Paint Grade Hard Maple Hybrid utilizes #52, #906 or #907 glass retainer mouldings used on frame only door. Specify desired retainer moulding when ordering.</p> <p>Note: Frame only door pricing is calculated using a (list) Design Charge, plus the actual square footage of the door multiplied by the material square foot charge. In addition, the following retainer moulding upcharge must be added.</p> <p>A medium grey retainer moulding is automatically included (upcharge applies). The retainer moulding covers the raw substrate, eliminating the need to paint or mask visible substrate.</p> <p>1.0 to 4.0 sq. ft. 4.01 to 7.0 sq. ft. 7.0 sq. ft. or larger</p> <div data-bbox="855 1073 1102 1176">  <p>Retainer Moulding</p> </div>
Options	
pgs 7.3-7.15	All designs – concealed hinge boring, sample ID label, antiquing, distressing and wear sanding.
Matching/Complementary Drawer Fronts	
pgs 4.42-4.43, 4.62-4.63	All available.

Material Charges			
Specie	Price	Specie	Price
Cherry			
Maple, Hard		Walnut	
Oak, White, Rift Cut			

Applied Moulding – Plywood Slab Drawer Fronts



Aspen



4" x 4"
 1/2" wide moulding
 on face
 1" thick moulding
 3/4" Veneered panel



Boulder



4" x 4"
 7/16" wide moulding on
 face
 15/16" thick moulding
 3/4" Veneered panel



Fargo



4" x 4"
 13/16" wide moulding on
 face
 1" thick moulding
 3/4" Veneered panel



Hastings



3-3/4" x 3-3/4"
 11/16" wide moulding on
 face
 1-1/16" thick moulding
 9/16" Veneered panel



Omaha



4" x 4"
 3/4" wide moulding
 on face
 1" thick moulding
 3/4" Veneered panel



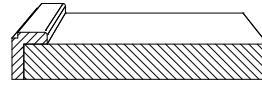
Rothbury



3-3/4" x 3-3/4"
 1" wide moulding
 on face
 15/16" thick moulding
 9/16" Veneered panel



Topeka



4" x 4"
 3/4" wide moulding
 on face
 1" thick moulding
 3/4" Veneered panel

All plywood panel designs use a veneered, composite core panel. All plywood panels except Red and White Birch, Quarter Sawn White Oak and Rift Cut Red and White Oak use a plain sliced or half round face and plain sliced or rotary back veneer. Red and White Birch use a rotary face and back. Quarter Sawn White Oak uses a quarter sawn face and plain sliced back. 3/4" thick Rift Cut Red and White Oak panels use rift cut on face and back. All other Rift Cut plywood uses rift cut veneer on face, plain slice on back. Horizontal grain direction standard unless otherwise noted; vertical grain available upon request.


Offering And Availability

All Conestoga products are available in a wide variety of specifications to satisfy your custom needs. The information below indicates any exceptions or limitations pertaining to the designs on the previous page. For a detailed listing of a particular product specification, refer to the page indicated.

Species	
Material Pricing Guide	Hastings and Rothbury available in 1" Cherry, Hard Maple, Red Oak and Walnut. Aspen, Boulder, Fargo, Omaha and Topeka available in 1" Cherry, Hard Maple, Paint Grade Hard Maple Hybrid, Rift Cut White Oak and Walnut. See chart below for pricing.
Edge Profiles	
pg 7.1	All designs – design specific, no options available.
Framing Beads	
pg 7.2	All designs – design specific, no options available.
Panel Raises	
pg 7.2A	Aspen, Boulder, Fargo, Omaha and Topeka drawer fronts have 3/4" veneered panel, except PGHM Hybrid which is an MDF panel. Hastings and Rothbury drawer fronts have 9/16" veneered panel.
Options	
pgs 7.3-7.15	Aspen, Boulder, Fargo, Omaha and Topeka – sample ID label, antiquing, distressing, wear sanding and hybrid seal coat. Hastings and Rothbury – sample ID label, distressing and End Grain Sealer.

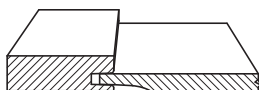
Material Charges			
Specie	Price	Specie	Price
Cherry		Oak, White, Rift Cut	
Maple, Hard		PGHM Hybrid	
Oak, Red		Walnut	

M&T Shaker Doors




Albany

matching drawer front available

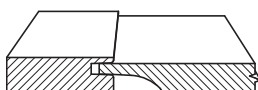


7" x 6-3/4"
 2-1/4" framing
 3/8" Reverse G-Cove
 raise shown




Amesbury

matching drawer front available

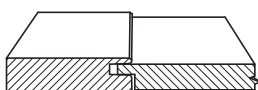


7-1/2" x 7-1/2"
 2-1/4" framing
 5/8" Reverse G-Cove
 raise shown




Bristol

matching drawer front available

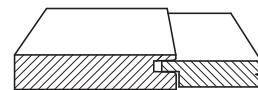


7-7/8" x 6-3/8"
 2-3/4" framing
 9/16" Veneered Panel
 Essex Rout standard
 on stiles



Cortland

matching drawer front available



9-3/8" x 7-7/8"
 3-1/2" framing
 9/16" Veneered Panel



Fairhaven

matching drawer front available

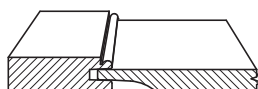


7-3/16" x 7-3/16"
 2-1/4" framing
 1/2" Reverse G-Cove
 raise shown
 Joints have eased edges,
 creating the appearance of
 an open joint.




Madison*

matching drawer front available

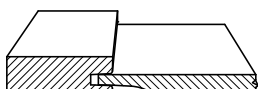


7-3/16" x 7-3/16"
 2-5/16" framing
 1/2" Reverse G-Cove
 raise shown




Sheldon

complementary drawer front available



11-3/8" x 7"
 2-1/4" framing
 3/8" Reverse G-Cove
 raise shown



Stockbridge

matching drawer front available



7" x 5"
 2-1/4" framing
 1/4" Veneered Panel

*Due to construction complexity, all multiple panel Madison doors include an additional charge per middle and upright rail plus the per-panel Design Charge. All plywood panel designs use a veneered, composite core panel. All plywood panels except Red and White Birch, Quarter Sawn White Oak and Rift Cut Red and White Oak use a plain sliced or half round face and plain sliced or rotary back veneer. Red and White Birch use a rotary face and back. Quarter Sawn White Oak uses a quarter sawn face and plain sliced back. Rift Cut Red Oak uses a rift cut on face and back. Rift Cut White Oak uses a rift cut face and plain sliced back. Vertical grain direction standard unless otherwise noted; horizontal grain available upon request. Minimums listed are based on panel raise shown and will vary by raise; see Offering and Availability for additional options. Framing width listed is determined by measuring across the back of the framing unless otherwise noted.

Offering And Availability

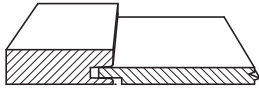
All Conestoga products are available in a wide variety of specifications to satisfy your custom needs. The information below indicates any exceptions or limitations pertaining to the designs on the previous page. For a detailed listing of a particular product specification, refer to the page indicated.

Species	
Material Pricing Guide	Albany, Amesbury, Fairhaven and Sheldon – all 3/4" species available. Bristol and Cortland – 3/4" Cherry, Hard Maple, Paint Grade Hard Maple Hybrid, Red Oak, Rift Cut Red Oak, Rift Cut White Oak and Walnut only. Madison – all 3/4" species available except Rift Cut Red Oak and Rustic Knotty. Stockbridge – all 3/4" species available except Rustic Knotty and Soft Maple.
Edge Profiles	
pg 7.1	Fairhaven – all 3/4" profiles available except LC Inset, L-297 and L-304. All other designs – all 3/4" profiles available.
Framing Beads	
pg 7.2	All designs – design specific, no options available.
Panel Raises	
pg 7.2A	Amesbury – defaults to 5/8" Reverse G-Cove; 3/8" Reverse G-Cove also available. Stockbridge – 1/4" veneered panel only. All other designs – design specific, no options available
Options	
pgs 7.3-7.15	All designs – all options available.
Mullions/Frame Only	
pgs 6.1-6.13	All designs – available in frame only and mullions. Amesbury, Bristol, Cortland and Fairhaven mullion default to CRP-10 with Square bead mullions. Madison mullion defaults to CRP-10751MT with Regular bead mullions, Square bead mullions also available.
Matching/Complementary Drawer Fronts	
pgs 4.46-4.47, 4.62-4.63	All available. Sheldon drawer front is single panel only.

M&T Shaker Drawer Fronts



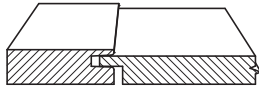
Albany



7" x 3-7/8"
1-1/2" rails
2-1/4" stiles
P-057 raise shown



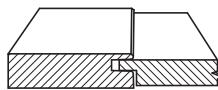
Amesbury



7" x 4-1/4"
1-1/2" rails
2-1/4" stiles
P-259 raise shown



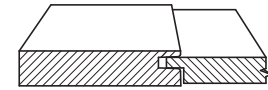
Bristol



7-7/8" x 3-7/8"
1-1/2" rails
2-3/4" stiles
9/16" Veneered Panel
Essex Rout standard
on stiles




Cortland



9-3/8" x 3-7/8"
1-1/2" rails
3-1/2" stiles
9/16" Veneered Panel



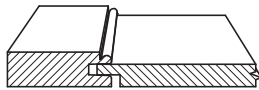
Fairhaven



7" x 5-1/2"
2-1/4" framing
P-116 raise shown



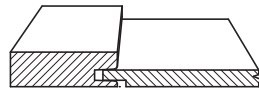
Madison



7" x 5-1/2"
2-5/16" framing
P-116 raise shown



Sheldon



7" x 3-7/8"
1-1/2" rails
2-1/4" stiles
P-057 raise shown



Stockbridge



7" x 3-3/8"
1-1/2" rails
2-1/4" stiles
1/4" Veneered Panel

All plywood panel designs use a veneered, composite core panel. All plywood panels except Red and White Birch, Quarter Sawn White Oak and Rift Cut Red and White Oak use a plain sliced or half round face and plain sliced or rotary back veneer. Red and White Birch use a rotary face and back. Quarter Sawn White Oak uses a quarter sawn face and plain sliced back. Rift Cut Red Oak uses a rift cut on face and back. Rift Cut White Oak uses a rift cut face and plain sliced back. Horizontal grain direction standard unless otherwise noted; vertical grain available upon request. Minimums listed are based on panel raise shown and will vary by raise; see Offering and Availability for additional options. Framing width listed is determined by measuring across the back of the framing unless otherwise noted.

Offering And Availability

All Conestoga products are available in a wide variety of specifications to satisfy your custom needs. The information below indicates any exceptions or limitations pertaining to the designs on the previous page. For a detailed listing of a particular product specification, refer to the page indicated.

Species	
Material Pricing Guide	Albany, Amesbury, Fairhaven and Sheldon – all 3/4" species available. Bristol and Cortland – 3/4" Cherry, Paint Grade Hard Maple Hybrid, Red Oak, Rift Cut Red Oak, Rift Cut White Oak and Walnut only. Madison – all 3/4" species available except Rift Cut Red Oak and Rustic Knotty. Stockbridge – all 3/4" species available except Rustic Knotty and Soft Maple.
Edge Profiles	
pg 7.1	Fairhaven – all 3/4" profiles available except LC Inset, L-297 and L-304. All others – all 3/4" profiles available.
Framing Beads	
pg 7.2	All designs – design specific, no options available.
Panel Raises	
pg 7.2A	All designs – design specific, no options available.
Options	
pgs 7.3-7.15	All designs – all options available.

M&T Statesman Collection Doors



Churchill

matching drawer front available



8-7/8" x 8-7/8"

2-3/4" framing

P-008 raise shown



Franklin

matching drawer front available



8-7/8" x 8-7/8"

2-3/4" framing

P-008 raise shown



Hancock


matching drawer front available



9" x 9"

2-3/4" framing

P-602 raise shown



Lafayette

matching drawer front available



7-7/8" x 7-5/8"

2-3/4" framing

Reverse G-Cove raise shown

Vertical grain only

G-056 groove

1-1/2" spacing



Monroe

matching drawer front available



9" x 9"

2-3/4" framing

P-602 raise shown

Offering And Availability

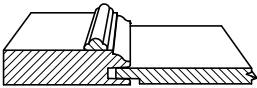
All Conestoga products are available in a wide variety of specifications to satisfy your custom needs. The information below indicates any exceptions or limitations pertaining to the designs on the previous page. For a detailed listing of a particular product specification, refer to the page indicated.

Species	
Material Pricing Guide	All designs – all 3/4" species available. Note: Applied moulding designs produced in Quarter Sawn White Oak, Rift Cut Red Oak and Rift Cut White Oak utilize Standard grade applied mouldings and may contain small cathedrals, angled grain or other characteristics of flat cut Red and White Oak lumber, which are considered acceptable.
Edge Profiles	
pg 7.1	All 3/4" profiles available.
Framing Beads	
pg 7.2	Churchill, Franklin, Lafayette and Monroe – all 3/4" profiles available. Hancock – design specific, no options available.
Panel Raises	
pg 7.2A	Churchill and Franklin – all 3/4" profiles available. Hancock – P-057, P-602, Presidential and Reverse G-Cove only. Lafayette – design specific, no options. Monroe – defaults to P-602; G-Cove and Reverse G-Cove also available.
Options	
pgs 7.3-7.15	Churchill, Franklin, Hancock and Monroe – all options available. Lafayette – all options available except G-012 and G-015 panel grooves and Essex Rout.
Mullions/Frame Only	
pgs 6.1-6.13	All designs – available in frame only and mullions. Hancock mullion incurs special lite charges.
Matching/Complementary Drawer Fronts	
pgs 4.50-4.51, 4.62-4.63	All available.

M&T Statesman Collection Drawer Fronts



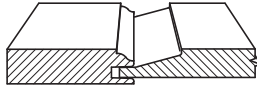
Churchill



7-7/8" x 4-7/8"
2" rails
2-3/4" stiles
P-057 raise shown



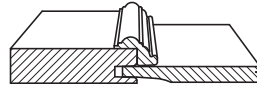
Franklin




8-3/8" x 5-7/8"
1-1/2" rails
2-3/4" stiles
Slant raise shown




Hancock



7-7/8" x 5-1/8"
1-1/2" rails
2-3/4" stiles
3/8" Reverse G-Cove
raise shown



Lafayette



7-7/8" x 3-7/8"
1-1/2" rails
2-3/4" stiles
P-057 raise shown
Vertical grain only
G-056 groove
1-1/2" spacing



Monroe




8-3/8" x 5-7/8"
1-1/2" rails
2-3/4" stiles
G-Cove raise shown

Offering And Availability

All Conestoga products are available in a wide variety of specifications to satisfy your custom needs. The information below indicates any exceptions or limitations pertaining to the designs on the previous page. For a detailed listing of a particular product specification, refer to the page indicated.

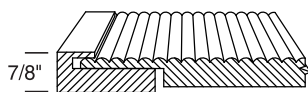
Species	
Material Pricing Guide	All designs – all 3/4" species available. Note: Applied moulding designs produced in Quarter Sawn White Oak, Rift Cut Red Oak and Rift Cut White Oak utilize Standard grade applied mouldings and may contain small cathedrals, angled grain or other characteristics of flat cut Red and White Oak lumber, which are considered acceptable.
Edge Profiles	
pg 7.1	All designs – all 3/4" profiles available.
Framing Beads	
pg 7.2	Churchill, Franklin, Lafayette and Monroe – all 3/4" framing beads available. Hancock – design specific, no options available.
Panel Raises	
pg 7.2A	Churchill and Franklin – all 3/4" profiles available. Monroe – P-057, P-602; G-Cove and Reverse G-Cove only. All other designs – design specific, no options available.
Options	
pgs 7.3-7.15	Churchill, Franklin, Hancock and Monroe – all options available. Lafayette – vertical grain only, all options available except G-012 and G-015 panel grooves.

Grooved Panel Collection Doors




Alexandraia*

matching drawer front available



5-1/4" x 5-1/4"
 13/16" wide framing on face
 P-884 raise shown
 Vertical grain only
 G-239 groove
 5/16" reed width




Tripoli**

matching drawer front available



7" x 7"
 2-1/4" framing
 3/8" Reverse G-Cove
 raise shown
 Vertical grain only
 G-239 groove
 5/16" reed width




Ardmore

matching drawer front available



7" x 6-3/4"
 2-1/4" framing
 3/8" Reverse G-Cove
 raise shown
 Vertical grain only
 G-015 groove
 1-1/2" spacing




Yardley

matching drawer front available



7" x 6-3/4"
 2-1/4" framing
 3/8" Reverse G-Cove
 raise shown
 Vertical grain only
 G-012 groove
 1-1/2" spacing

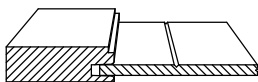


EriksonPP

matching drawer front available



Stile cross section



Rail cross section

7" x 7"
 2-1/4" framing
 1/4" Veneered Panel
 Horizontal grain only
 G-015 groove
 4" spacing

Due to construction complexity, all multiple panel miter doors will include an additional charge per middle and upright rail plus the per-panel Design Charge. All plywood panel designs use a veneered, composite core panel. All plywood panels except Red and White Birch, Quarter Sawn White Oak and Rift Cut Red and White Oak use a plain sliced or half round face and plain sliced or rotary back veneer. Red and White Birch use a rotary face and back. Quarter Sawn White Oak uses a quarter sawn face and plain sliced back. Rift Cut Red Oak uses a rift cut on face and back. Rift Cut White Oak uses a rift cut face and plain sliced back. Vertical grain direction standard unless otherwise noted; horizontal grain available upon request. Minimums listed are based on panel raise shown and will vary by raise; see Offering and Availability for additional options. Framing width listed is determined by measuring across the back of the framing unless otherwise noted.

*Due to machining limitations, all Alexandraia single panel widths cannot exceed 48". For panel widths greater than 48", order as a multi-panel design. Please note that single panel doors over 26" are not warranted. An upcharge per panel applies for Alexandraia single panel widths greater than 24".


**Due to machining limitations, all Tripoli single panel widths cannot exceed 24". For panel widths greater than 24", order as a multi-panel design.

Offering And Availability


All Conestoga products are available in a wide variety of specifications to satisfy your custom needs. The information below indicates any exceptions or limitations pertaining to the designs on the previous page. For a detailed listing of a particular product specification, refer to the page indicated.

Species	
Material Pricing Guide	Alexandreia – all 1" species available except Rustic Knotty. Tripoli – all 3/4" species available except Rustic Knotty. EriksonPP – all 3/4" species available except Rustic Knotty and Soft Maple. Ardmore and Yardley – all 3/4" species available.
Edge Profiles	
pg 7.1	Alexandreia – B-2, L-034, L-149, L-253, L-686, L-1160, Machine Edge and V-2 only. All other designs – all 3/4" profiles available.
Framing Beads	
pg 7.2	Alexandreia and EriksonPP designs – design specific, no options available. Ardmore and Yardley – all 3/4" profiles available. Tripoli – defaults to Square bead, all other framing beads available.
Panel Raises	
pg 7.2A	All designs – design specific, no options available.
Options	
pgs 7.3-7.15	Alexandreia – putty pin holes, cross grain sanding, wear sanding, antiquing and concealed hinge boring only. EriksonPP – all options available except panel grooves, vertical grain panel, weathered grain and wood conditioner. Tripoli – all options except panel grooves, end grain sealant, wood conditioner, weathered grain, distressing, wear sanding and antiquing. Ardmore and Yardley – all options available except horizontal grain, panel grooves, weathered grain and wood conditioner. Note: Alexandreia and Tripoli are available with only non-glazed finishes.
Mullions/Frame Only	
pgs 6.1-6.13	Alexandreia – mullions not available. Frame only doors available in all eligible species. Multi-panel frame only doors not available. All other designs – available in frame only and mullions. EriksonPP and Tripoli mullions – order as CRP-10 with Square bead framing and Square bead mullions – incur standard lite charges. Ardmore and Yardley – mullions incur standard lite charges. Note: The Alexandreia frame only design must be ordered as ALEXANDREIAFO. The overall framing width on the face of the frame only door is 2-1/2".
Matching/Complementary Drawer Fronts	
pgs 4.54-4.55, 4.62-4.63	All available.


Grooved Panel Collection Drawer Fronts



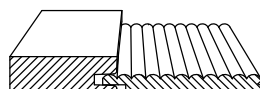
Alexandreia*



5-1/4" x 4-7/8"
 13/16" wide framing on face
 P-884 raise shown
 Vertical grain only
 G-239 groove
 5/16" reed width



Tripoli**




7" x 3-7/8"
 1-1/2" rails
 2-1/4" stiles
 P-057 raise shown
 Vertical grain only
 G-239 groove
 5/16" reed width



Ardmore




7" x 5-1/8"
 1-1/2" rails
 2-1/4" stiles
 3/8" Reverse G-Cove
 raise shown
 Vertical grain only
 G-015 groove
 1-1/2" spacing



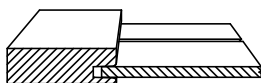
Yardley



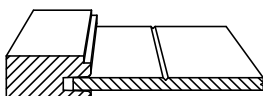
7" x 5-1/8"
 1-1/2" rails
 2-1/4" stiles
 3/8" Reverse G-Cove
 raise shown
 Vertical grain only
 G-012 groove
 1-1/2" spacing



EriksonPP



Stile cross section



Rail cross section

7" x 3-7/8"
 1-1/2" rails
 2-1/4" stiles
 1/4" Veneered Panel
 Horizontal grain only
 G-015 groove
 4" spacing

*Due to machining limitations, all Alexandreia single panel widths cannot exceed 48". For panel widths greater than 48", order as a multi-panel design. Please note that single panel doors over 26" are not warrantied. An upcharge per panel applies for Alexandreia single panel widths greater than 24".

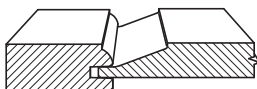
**Due to machining limitations, the Tripoli single panel widths cannot exceed 24". For panel widths greater than 24", order as a multi-panel design. All plywood panel designs use a veneered, composite core panel. All plywood panels except Red and White Birch, Quarter Sawn White Oak and Rift Cut Red and Rift Cut White Oak use a plain sliced or half round face and plain sliced or rotary back veneer. Red and White Birch use a rotary face and back. Quarter Sawn White Oak uses a quarter sawn face and plain sliced back. Rift Cut Red Oak uses a rift cut on face and back. Rift Cut White Oak uses a rift cut face and plain sliced back. Minimums listed are based on panel raise shown and will vary by raise; see Offering and Availability for additional options. Vertical grain direction standard unless otherwise noted. Framing width listed is determined by measuring across the back of the framing unless otherwise noted.

Offering And Availability

All Conestoga products are available in a wide variety of specifications to satisfy your custom needs. The information below indicates any exceptions or limitations pertaining to the designs on the previous page. For a detailed listing of a particular product specification, refer to the page indicated.

Species	
Material Pricing Guide	Alexandreia – all 1" species available except Rustic Knotty. Tripoli – all 3/4" species available except Rustic Knotty. EriksonPP – all 3/4" species available except Rustic Knotty and Soft Maple. Ardmore and Yardley – all 3/4" species available.
Edge Profiles	
pg 7.1	Alexandreia – B-2, L-034, L-149, L-253, L-686, L-1160, Machine Edge and V-2 only. All other designs - all 3/4" profiles available.
Framing Beads	
pg 7.2	Ardmore, Tripoli and Yardley – all 3/4" framing beads available. Tripoli – defaults to Square bead, all other framing beads available. All other designs - design specific, no options available.
Panel Raises	
pg 7.2A	Tripoli - P-057 and Reverse G-Cove only. All other designs – design specific, no options available.
Options	
pgs 7.3-7.15	<p>Alexandreia - putty pin holes, cross grain sanding, wear sanding, antiquing and concealed hinge boring only. EriksonPP - all options available except panel grooves, vertical grain panel, weathered grain and wood conditioner. Ardmore and Yardley - all options available except horizontal grain panel, panel grooves, weathered grain and wood conditioner. Tripoli - all options except panel grooves, end grain sealant, wood conditioner, weathered grain, distressing and wear sanding.</p> <p>NOTE: Alexandreia and Tripoli are available with only non-glazed finishes.</p>


1" Thick Door Collection


CRP-10
matching drawer front available


7-1/2" x 7-1/2"

2-1/4" framing

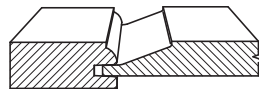
Slant raise shown


CRP-10A48
matching drawer front available


8-7/8" x 8-7/8"

3" framing

P-raise shown


CRP-30


8-1/4" x 8-1/2"

2-1/4" framing

Slant raise shown


Normandie
matching drawer front available


9-3/4" x 9-3/4"

3-3/8" framing

P-317 raise shown


Provence
matching drawer front available


9-7/8" x 9-7/8"

3-3/8" framing

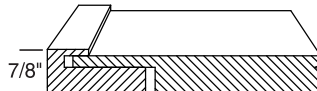
P-320 raise shown


Staffordshire
matching drawer front available


10-3/8" x 10-3/8"

3-3/8" framing

P-316 raise shown


Venus78
matching drawer front available


5-1/4" x 4-7/8"

13/16" wide framing on face

7/8" thick framing


Woodridge (miter)
matching drawer front available


9-7/16" x 9-7/16"

3-1/2" framing

1/2" Reverse G-Cove raise shown

Due to construction complexity, all multiple panel miter doors include an additional charge per middle and upright rail plus the per-panel Design Charge. Vertical grain direction standard unless otherwise noted; horizontal grain available upon request. Minimums listed are based on panel raise shown and will vary by raise; see Offering and Availability for additional options. Framing width listed is determined by measuring across the back of the framing unless otherwise noted. All 1" thick doors will incur a 30% material upcharge. If premium grade is selected, additional upcharges will apply. Except for Venus78 design, framing width listed is determined by measuring across the back of the framing unless otherwise noted.

Offering And Availability

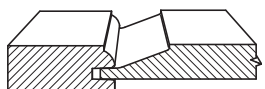
All Conestoga products are available in a wide variety of specifications to satisfy your custom needs. The information below indicates any exceptions or limitations pertaining to the designs on the previous page. For a detailed listing of a particular product specification, refer to the page indicated.

Species	
Material Pricing Guide	CRP-10, CRP-10A48 and CRP-30 – all 3/4" and 1" species available. Normandie, Provence and Staffordshire – 1" Alder, Cherry, Hard Maple, Paint Grade Hard Maple, Pine, Red Oak, Rift Cut Red Oak, Soft Maple, Walnut and White Oak only. Venus78 - all 1" species available except Paint Grade and Rustic Knotty. Woodridge – all 1" species available except Knotty Pine, Rift Cut Red Oak, Rift Cut White Oak and Rustic Knotty. Note: Applied moulding designs produced in Quarter Sawn White Oak, Rift Cut Red Oak and Rift Cut White Oak utilize Standard grade applied mouldings and may contain small cathedrals, angled grain or other characteristics of flat cut Red and White Oak lumber, which are considered acceptable.
Edge Profiles	
pg 7.1	CRP-10, CRP-10A48 and CRP-30 – all 3/4" and 1" profiles available. Venus78 – B-2, L-034, L-149, L-253, L-686, L-1160, Machine Edge and V-2 only. Woodridge – design specific, no options available. All other designs – all 1" profiles available.
Framing Beads	
pg 7.2	CRP-10, CRP-10A48 and CRP-30 – all 3/4" and 1" profiles available. All other designs – design specific, no options available.
Panel Raises	
pg 7.2A	CRP-10, CRP-10A48, and CRP-30 – all 3/4" and 1" profiles available. Normandie, Provence and Staffordshire – 3/8" Reverse G-Cove, P-316, P-317 and P-320 only. Venus78 – design specific, no options available. Woodridge – all 1" profiles available.
Options	
pgs 7.3-7.15	Venus78 - concealed hinge boring, panel grooves, back-routed hand pull, sample ID label, antiquing, weathered grain, distressing, wear sanding and hybrid seal coat only. Woodridge – G-012, G-015 and G-056 panel grooves, distressing, antiquing, back-routed hand pull, sample ID label and concealed hinge boring only. All other designs – all options available. Note: Prefinished Woodridge designs in specific specie and finish combinations will receive the Wood Conditioner Option unless instructed not to by customer.
Mullions/Frame Only	
pgs 6.1-6.13	Venus78 - available in frame only and mullions in all eligible species. Multi-panel frame only doors not available. All other designs – available in frame only and mullions. Square bead standard on Woodridge. Note: The Venus frame only must be ordered as VENUS78FO. The overall framing width on the face of the frame only door is 2-1/2".
Matching/Complementary Drawer Fronts	
pgs 4.58-4.59, 4.62-4.63	All available except CRP-30.

1" Thick Drawer Front Collection



CRP-10



7-1/2" x 5-7/8"

1-1/2" rails

2-1/4" stiles

Slant raise shown



CRP-10A48



8-3/8" x 4-7/8"

2" rails

3" stiles

P-116 raise shown



Normandie



9-1/8" x 5-3/8"

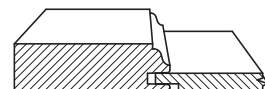
2-1/4" rails

3-3/8" stiles

P-057 raise shown



Provence



9-1/8" x 5-3/8"

2-1/4" rails

3-3/8" stiles

P-057 raise shown



Staffordshire




9-1/8" x 5-3/8"

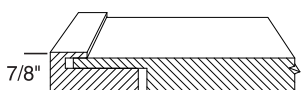
2-1/4" rails

3-3/8" stiles

P-057 raise shown



Venus78



5-1/4" x 4-7/8"

13/16" wide framing on face

7/8" thick framing



Woodridge (miter)



5-3/8" x 5-3/8"

2-1/4" framing

P-116 raise shown

All 1" thick drawer fronts will incur a 30% material upcharge. If premium grade is selected, additional upcharges will apply. Horizontal grain direction standard unless otherwise noted; vertical grain available upon request. Minimums listed are based on panel raise shown and will vary by raise; see Offering and Availability for additional options. Except for Venus78 design, framing width listed is determined by measuring across the back of the framing unless otherwise noted.

Offering And Availability

All Conestoga products are available in a wide variety of specifications to satisfy your custom needs. The information below indicates any exceptions or limitations pertaining to the designs on the previous page. For a detailed listing of a particular product specification, refer to the page indicated.

Species	
Material Pricing Guide	<p>CRP-10 and CRP-10A48 – all 3/4" and 1" species available. Normandie, Provence and Staffordshire – 1" Alder, Cherry, Hard Maple, Paint Grade Hard Maple, Pine, Red Oak, Rift Cut Red Oak, Soft Maple, Walnut and White Oak only. Venus78 - all 1" species available except Paint Grade and Rustic Knotty. Woodridge – all 1" species available except Rift Cut Red Oak, Knotty Pine, Rift Cut White Oak and Rustic Knotty.</p> <p>Note: Applied moulding designs produced in Quarter Sawn White Oak, Rift Cut Red Oak and Rift Cut White Oak utilize Standard grade applied mouldings and may contain small cathedrals, angled grain or other characteristics of flat cut Red and White Oak lumber, which are considered acceptable.</p>
Edge Profiles	
pg 7.1	CRP-10 and CRP-10A48 – all 3/4" and 1" profiles available. Venus78 – B-2, L-034, L-149, L-253, L-686, L-1160, Machine Edge and V-2 only. Woodridge – design specific, no options available. All other designs – all 1" profiles available.
Framing Beads	
pg 7.2	CRP-10 and CRP-10A48 – all 3/4" and 1" profiles available. All other designs – design specific, no options available.
Panel Raises	
pg 7.2A	CRP-10 and CRP-10A48 – all 3/4" and 1" profiles available. Normandie, Provence and Staffordshire – 3/8" Reverse G-Cove, P-316, P-317 and P-320 only. Venus78– design specific, no options available. Woodridge – all 1" profiles available.
Options	
pgs 7.3-7.15	<p>Venus78 – panel grooves, back routed hand pull, sample ID label, antiquing, weathered grain, distressing, wear sanding and hybrid seal coat only. Woodridge – G-012, G-015 and G-056 panel grooves, distressing, antiquing, back-routed hand pull and sample ID label only. All other designs – pegs, G-012, G-015 and G-056 panel grooves, radius corners, distressing, wear sanding, back-routed hand pull and sample ID label.</p> <p>Note: Prefinished Woodridge designs in specific specie and finish combinations will receive the Wood Conditioner Option unless instructed not to by customer.</p>

3-Piece and Batten Doors



Aurora

matching drawer front available




7-1/2" x 7-1/2"

Stiles - 2-1/4" framing on face.

Horizontal grain standard on panel.

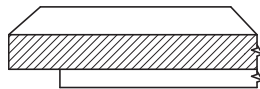
Solid wood framing sits slightly higher than 3/4" thick plywood panel.

MDF core plywood panel.



Flush Batten

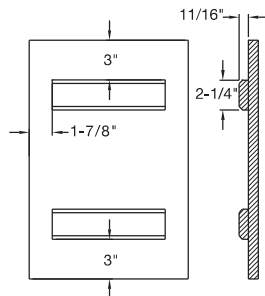
matching drawer front available



6" x 7-1/2"

Battens are attached to back.

See Batten Specifications below.



Batten Specifications

Batten location - 3" from top and bottom of door. 1-7/8" from each door edge.

All plywood panel designs use a veneered, composite core panel. All plywood panels except Red and White Birch, Quarter Sawn White Oak and Rift Cut Red and White Oak use a plain sliced or half round face and plain sliced or rotary back veneer. Red and White Birch use a rotary face and back. Quarter Sawn White Oak uses a quarter sawn face and plain sliced back. 3/4" thick Rift Cut Red and White Oak panels use rift cut on face and back. All other rift cut plywood uses rift cut veneer on face, plain slice on back. Vertical grain direction standard unless otherwise noted; horizontal grain available upon request. Framing width listed is determined by measuring across the back of the framing unless otherwise noted.

**See the one-piece design pricing chart on the opposite page for additional pricing information.

Offering And Availability

All Conestoga products are available in a wide variety of specifications to satisfy your custom needs. The information below indicates any exceptions or limitations pertaining to the designs on the previous page. For a detailed listing of a particular product specification, refer to the page indicated.

Species	
Material Pricing Guide Aurora – pg 4.61	Aurora – panel available in 3/4" plywood in species listed in chart at bottom of page; framing available in all 3/4" species except Rustic Knotty. Matching specie solid wood edgeband on top and bottom of panel. Flush Batten - all 3/4" species available.
Edge Profiles	
pg 7.1	Aurora – top and bottom, design specific; stiles – all 3/4" profiles available. Flush Batten designs – all 3/4" available.
Framing Beads	
pg 7.2	All designs – design specific, no options available.
Panel Raises	
pg 7.2A	All designs – design specific, no options available.
Options	
pgs 7.3-7.15	Aurora – concealed hinge boring, pegs, radius corners, sample ID label and putty pin holes only. Flush Batten – all options available except Essex Rout.
Mullions/Frame Only	
pgs 6.1-6.13	All designs – frame only not available. For mullions order as a CRP-10 mullion door with Square bead framing.
Matching/Complementary Drawer Fronts	
pgs 4.62-4.63	Available for Aurora and Flush Batten.

Solid Wood 1-Piece Slab Design Upcharges

Width/Length	Length/Width					
	Min to 39-15/16"	40" to 54-15/16"	55" to 79-15/16"	80" to 99-15/16"	100" to 119-15/16"	120" to 144"†
Min to 11-15/16"	Slab Design Charge	Slab Design Charge	Slab Design Charge	Slab Design Charge	Slab Design Charge	Slab Design Charge
12" to 20-15/16"	Slab Design Charge	Slab Design Charge	Slab Design Charge	Slab Design Charge	Slab Design Charge	Slab Design Charge
21" to 35-15/16"	Slab Design Charge	Slab Design Charge	Slab Design Charge	Slab Design Charge	Slab Design Charge	Slab Design Charge

Any solid wood Slab products exceeding 35-15/16" in width (across the grain) will be quoted by Special Designs.

***100 to 119-15/16" specie availability:** 3/4" thick species include Cherry, Hard Maple, Hickory, Paint Grade Hard Maple, Quarter Sawn White Oak, Red Oak, Rift Cut Red Oak, Rift Cut White Oak, Rustic Knotty Cherry, Rustic Knotty Hard Maple, Soft Maple, Walnut and White Oak. 1" thick species (1" upcharge applies) include Cherry, Hard Maple, Red Oak and Soft Maple.

†120" to 144" specie availability: 3/4" thick species include Cherry, Hard Maple, Hickory, Paint Grade Hard Maple, Quarter Sawn White Oak, Red Oak, Rift Cut Red Oak, Rift Cut White Oak, Soft Maple, Walnut, White Birch and White Oak. 1" thick species (1" upcharge applies) include Cherry, Hard Maple, Paint Grade Hard Maple and Soft Maple.

Aurora Material Charges			
Specie	Price	Specie	Price
Bamboo		Oak, Red, Rift Cut	
Cherry		Oak, White, Rift Cut	
Maple, Hard		PGHM Hybrid	
MDF		Walnut	

When ordering mixed panel and framing species, add 10% to panel Material Charge above.


1-Piece and 3-Piece Drawer Fronts



Slab



1-1/2" x 2-1/2"
 Any edge profile
 3/4" or 1" thickness



#10



3" x 3"
 Matches slant raise
 3/4" or 1" thickness



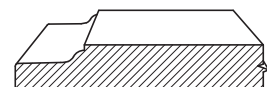
Keystone



2-3/4" x 2-3/4"
 Matches G-Cove raise
 3/4" or 1" thickness



Marcel**



3-1/2" x 3-1/2"
 Presidential raise shown
 3/4" or 1" thickness



10141



3-1/4" x 3-1/4"
 3/4" or 1" thickness



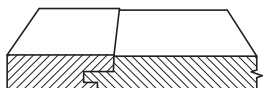
1-1/8" Sandwich



3-1/2" x 3-1/2"
 3/4" Slant raise shown
 Specify panel raise and edge profile
 Two slabs are glued together to create a thicker drawer front



Aurora



7-1/2" x 2-3/4"
 Stiles - 2-1/4" framing on face
 Horizontal grain standard on panel.
 Solid wood framing sits slightly higher than 3/4" thick plywood panel

All plywood panel designs use a veneered, composite core panel. All plywood panels except Red and White Birch, Quarter Sawn White Oak and Rift Cut Red and White Oak use a plain sliced or half round face and plain sliced or rotary back veneer. Red and White Birch use a rotary face and back. Quarter Sawn White Oak uses a quarter sawn face and plain sliced back. Rift Cut Red and White Oak use a rift cut face and back. Framing width listed is determined by measuring across the back of the framing unless otherwise noted. All 1" and 1-1/8" thick drawer fronts will incur a 30% material upcharge. If premium grade is selected, additional upcharges will apply. Horizontal grain direction standard unless otherwise noted; vertical grain available upon request.

**See the one-piece design pricing chart on the opposite page for additional pricing information.

Offering And Availability

All Conestoga products are available in a wide variety of specifications to satisfy your custom needs. The information below indicates any exceptions or limitations pertaining to the designs on the previous page. For a detailed listing of a particular product specification, refer to the page indicated.

Species	
Material Pricing Guide Aurora – pg 4.63	Slab, #10, Keystone, Marcel and 10141 – all 3/4" and 1" species available. 1-1/8" Sandwich – all 3/4" species available except Bamboo. Aurora – panel available in 3/4" plywood in species listed in the chart at bottom of this page – framing available in all 3/4" species except Rustic Knotty. Matching specie solid wood edgeband on top and bottom of panel.
Edge Profiles	
pg 7.1	3/4" Slab, 1" #10, 1" Keystone and 1-1/8" Sandwich – all 3/4" profiles available. 3/4" #10 - all 3/4" profiles available except B and C. 10141 and Marcel – all profiles available except B and C. Aurora top and bottom edge– design specific, stiles – Machine Edge standard, all 3/4" profiles available.
Panel Raises	
pg 7.2A	Keystone, #10, 10141 – design specific, no options available. 1-1/8" Sandwich and Marcel – all 3/4" profiles available except P-057 and Reverse G-Cove.
Options	
pgs 7.3-7.15	Slab – pegs, radius corners, back-routed hand pull, sample ID label, distressing and wear sanding only. Aurora – pegs, radius corners, sample ID label and putty pin holes only. All other designs – back-routed hand pull, sample ID label, distressing and wear sanding only.

Solid Wood 1-Piece Slab Design Upcharges

	Length/Width					
Width/Length	Min to 39-15/16"	40" to 54-15/16"	55" to 79-15/16"	80" to 99-15/16"	100" to 119-15/16"	120" to 144"†
Min to 11-15/16"	Slab Design Charge	Slab Design Charge	Slab Design Charge	Slab Design Charge	Slab Design Charge	Slab Design Charge
12" to 20-15/16"	Slab Design Charge	Slab Design Charge	Slab Design Charge	Slab Design Charge	Slab Design Charge	Slab Design Charge
21" to 35-15/16"	Slab Design Charge	Slab Design Charge	Slab Design Charge	Slab Design Charge	Slab Design Charge	Slab Design Charge

Any solid wood Slab products exceeding 35-15/16" in width (across the grain) will be quoted by Special Designs.

***100 to 119-15/16" specie availability:** 3/4" thick species include Cherry, Hard Maple, Hickory, Paint Grade Hard Maple, Quarter Sawn White Oak, Red Oak, Rift Cut Red Oak, Rift Cut White Oak, Rustic Knotty Cherry, Rustic Knotty Hard Maple, Soft Maple, Walnut and White Oak. 1" thick species (1" upcharge applies) include Cherry, Hard Maple, Red Oak and Soft Maple.

†120" to 144" specie availability: 3/4" thick species include Cherry, Hard Maple, Hickory, Paint Grade Hard Maple, Quarter Sawn White Oak, Red Oak, Rift Cut Red Oak, Rift Cut White Oak, Soft Maple, Walnut, White Birch and White Oak. 1" thick species (1" upcharge applies) include Cherry, Hard Maple, Paint Grade Hard Maple and Soft Maple.


Aurora Material Charges

Specie	Price	Specie	Price
Bamboo		Oak, White, Rift Cut	
Cherry		PGHM Hybrid	
Maple, Hard		Walnut	
Oak, Red, Rift Cut			

When ordering mixed panel and framing species, add 10% to panel Material Charge above.

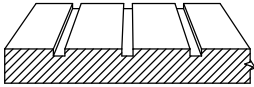
ShadowLine Black MDF Core Doors and Drawers

ShadowLine products are made utilizing a solid black MDF substrate with real wood veneers applied to the face and back. Door styles include a Slab or a grooved Slab, which exposes the black core. The outside edges are non-banded, permitting the black substrate to remain visible.




Soho

Matching drawer front available



Min: 5" x 5"
 Max: 44" x 95-1/2" Vertical
 grain only
 G-259 groove only
 1-1/2" spacing



Yuma

Matching drawer front available



Min: 5" x 5"
 Max: 44" x 95-1/2"
 Vertical grain standard

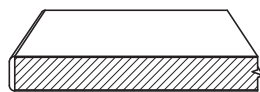
Offering And Availability	
Species	
Material Pricing Guide	3/4" Veneered panel with black MDF core available in Cherry, Hard Maple, Rift Cut White Oak, and Walnut. See chart below.
Edge Profiles	
pg 7.1	Machine Edge only, no options.
Options	
pg 7.3-7.15	<p>Soho - back routed hand-pull, concealed hinge boring, Soss hinge, sample ID label, and design-specific groove. The G-259 groove has 1/4" x 5/32" with 1-1/2" spacing. Soho standard panel grooving begins in the center of panel width and grooves spaced 1-1/2" from center of one groove to center of the next. Grooving will continue across the panel width, with the final groove being no closer than 3/4" from the center of the groove to the panel edge. Custom groove spacing is available upon request. Yuma - back routed hand-pull, concealed hinge boring, Soss hinge, and sample ID label.</p> <p>All wiping stains and high complexity Truetone stains available. Note: Stains will alter the color of the exposed substrate.</p>
Mullions/Frame Only	
	Not available.

ShadowLine – Material Charge	
Cherry	
Maple, Hard	
Oak, White, Rift Cut	
Walnut	


Edgebanded Doors and Drawer Fronts



Astoria



Min: 2" x 6"
 Max: 48" x 96"
 2mm matching specie
 veneer edgeband.
 Vertical grain standard on
 doors and drawer fronts.



Savoy



Min: 2" x 6"
 Max: 48" x 96"
 .5mm matching specie
 veneer edgeband.
 Vertical grain standard on
 doors and drawer fronts.

Astoria/Savoy – Material Charges (1 sq. ft. min.)

Bamboo (Caramelized)	
Cherry	
Maple, Hard	
Oak, Red, Rift Cut*	
Oak, White, Rift Cut*	
Walnut	

Bamboo – uses Grade A vertical/caramelized veneers on face and back. Cherry and Walnut – use Grade A book matched veneers on face with Grade 1 veneers on back. Hard Maple, Rift Cut Red Oak and Rift Cut White Oak – use Grade A slip matched veneers on face with Grade 2 veneers on back. All species use 3/4" thick composite TSCA/CARB2 compliant substrates.

*When ordering Astoria or Savoy products in Rift Cut Red Oak or Rift Cut White Oak, wood edgeband is standard Oak, not Rift Cut.

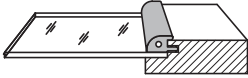
Contrasting Specie Edgeband Option

Panel Specie	2mm Edgeband Specie
Bamboo (Caramelized)	Bamboo (Caramelized)
Cherry	Cherry
Maple, Hard	Maple, Hard
Oak, White, Rift Cut*	Oak, White, Rift Cut*
Walnut	Walnut

An assortment of 3/4" panel and 2mm edgeband species can be combined to create a striking appearance. Use square footage pricing of the desired panel specie plus a 10% upcharge.

Offering And Availability

All Conestoga products are available in a wide variety of specifications to satisfy your custom needs. The information below indicates any exceptions or limitations pertaining to the designs on the previous page. For a detailed listing of a particular product specification, refer to the page indicated.

Species	
Material Pricing Guide	Astoria and Savoy – 3/4" thick Caramelized Bamboo, Cherry, Hard Maple, Rift Cut Red Oak, Rift Cut White Oak and Walnut plywood only.
Edge Profiles	
pg 7.1	All designs – design specific, no options available. For accompanying wood or MDF products, order Machine Edge to replicate Savoy and L-034 edge to replicate Astoria.
Options	
pgs 7.3-7.15	<p>All designs – weathered grain, concealed hinge boring and Soss hinge boring. Horizontal grain direction available. Sequential grain matching available; see following page for program details and pricing. Sequential Grain Match Order Form in Order Forms Section of manual.</p> <p>Note: Colourtones, primers and Prism Paints are not available on edgeband doors. Use MDF slab with L-034 edge to replicate Astoria or Machine Edge to replicate Savoy as an alternative to utilize Colourtones, primers and Prism Paint finishes.</p>
Mullions/Frame Only	
pgs 6.1-6.13	<p>Mullion designs are available in solid Caramelized Bamboo, Cherry, Hard Maple, Rift Cut White Oak and Walnut only; order as CRP-10 door with square bead. Astoria and Savoy designs are available as frame only. Design Charges: Astoria, Savoy.</p> <p>Note: Solid wood mullion doors may accept stain different than plywood doors.</p> <p>Please note that when Astoria or Savoy frame only is ordered, a medium gray retainer moulding is automatically included (upcharge applies). The retainer moulding covers the raw substrate eliminating the need to mask visible substrates.</p> <p>Note: Astoria and Savoy frame only pricing is calculated using the Design Charge above plus the actual square footage multiplied by the material square foot charge. In addition, the following upcharge must be applied for retainer moulding:</p> <div style="display: flex; align-items: center; justify-content: space-between;"> <div> <p>1.0 to 4.0 sq. ft.</p> <p>4.01 to 7.0 sq. ft.</p> <p>7.01 sq. ft. or larger</p> </div> <div>  <p>Retainer Moulding</p> </div> </div>

Note: Astoria and Savoy designs will receive a stamp on the back of the door in the bottom left corner to indicate which side is the back of the door. The stamp consists of three small indentations in a triangular pattern which in most cases will be eliminated or partially eliminated when bored for concealed hinges. Frame only options will not receive this stamp.

